	V	Ah	ETN	JIS-Code
<b>AERMACCHI</b>					
<b>125 - 175 CCM</b>					
SX		12	7	507 012 004 310 0	12N7-3B YB7L-B
<b>250 CCM</b>					
Ala Azzurra/Bianca		6	11	011 400 008 310 0	6N11A-1B
<b>APRILIA</b>					
<b>50 CCM</b>					
AF 1-50	87 - 94	12	4	504 011 002 310 4	YB4L-B
Amico 50	92 - 97	12	4	504 011 002 310 4	YB4L-B
Area 51	98 - 03	12	4	504 011 002 310 4	YB4L-B
Classic 50	97	12	4	504 011 002 310 4	YB4L-B
ET		12	4	504 011 002 310 4	YB4L-B
Europa 50	92 - 94	12	4	504 011 002 310 4	YB4L-B
Gulliver 50	95 - 96	12	4	504 011 002 310 4	YB4L-B
H2O	00	12	4	504 011 002 310 4	YB4L-B
Habana 50	99 - 02	12	4	504 011 002 310 4	YB4L-B
Rally 50	95 - 01	12	4	504 011 002 310 4	YB4L-B
RS 50	97 - 03	12	4	504 011 002 310 4	YB4L-B
RX 50	97 - 04	12	4	504 011 002 310 4	YB4L-B
Scarabeo 50	94 - 97	12	4	504 011 002 310 4	YB4L-B
Scarabeo Diech	02	12	4	504 012 003 310 4	YTX5L-B5
SR 50	94 - 05	12	4	504 011 002 310 4	YB4L-B
SR 50 DITECH	01 - 05	12	4	504 012 003 310 4	YTX5L-B5
<b>100 CCM</b>					
Scarabeo 100 2T	00 - 00	12	4	504 012 003 310 4	YTX5L-B5
<b>125 CCM</b>					
AF 1-125	91 - 94	12	9	509 014 008 310 4	12N9-4B-1 YB9-B
AF1 125 Replica	92	12	6	506 011 004 310 0	12N5.5-3B
AF1 Project 108/ Replica	94 - 94	12	9	509 014 008 310 4	12N9-4B-1 YB9-B
AS 125 R		12	6	506 011 004 310 0	12N5.5-3B
Atlantic		12	12	512 013 012 310 0	YB12AL-A YB12AL-A2

**VARTA**

BY JOHNSON CONTROLS

<b>APRILIA</b>		V	Ah	ETN	JIS-Code
Classic 125	97 - 03	12	9	509 014 008 310 4	12N9-4B-1 YB9-B
DR 125 SZ		6	4	004 012 001 310 0	6N4B-2A 6N4B-2A-3
ETX 125 [E-Start]	98 - 03	12	9	509 014 008 310 4	12N9-4B-1 YB9-B
ETX 125 [K-Start]	98 - 03	12	6	506 011 004 310 0	12N5.5-3B
Habana 125	99 - 02	12	8	508 012 008 310 4	YTX9-BS
Leonardo 125 (16 kW)	96 - 05	12	12	512 013 012 310 0	YB12AL-A YB12AL-A2
Pegaso 125	92 - 95	12	9	509 014 008 310 4	12N9-4B-1 YB9-B
Rally 125		12	9	509 014 008 310 4	12N9-4B-1 YB9-B
Red Rose 125	89 - 94	12	9	509 014 008 310 4	12N9-4B-1 YB9-B
RS 125 Replica [Extrema]	93 - 97	12	9	509 014 008 310 4	12N9-4B-1 YB9-B
Scarabeo 125	99 - 03	12	12	512 013 012 310 0	YB12AL-A YB12AL-A2
SR 125	99 - 04	12	6	506 014 005 310 4	YTX7L-BS
<b>150 CCM</b>					
Leonardo 150	97	12	8	508 012 008 310 4	YTX9-BS
Scarabeo 150	99 - 03	12	12	512 013 012 310 0	YB12AL-A YB12AL-A2
SR 150	99 - 04	12	6	506 014 005 310 4	YTX7L-BS
<b>200 CCM</b>					
Atlantic		12	12	512 013 012 310 0	YB12AL-A YB12AL-A2
ETX 250 [K-Start]		12	6	506 011 004 310 0	12N5.5-3B
Leonardo	99	12	12	512 013 012 310 0	YB12AL-A YB12AL-A2
Scarabeo	00	12	12	512 013 012 310 0	YB12AL-A YB12AL-A2
<b>250 CCM</b>					
ETX 250 [E-Start]		12	14	514 011 014 310 4	12N14-3A YB14L-A2
Leonardo 250	99 - 05	12	12	512 013 012 310 0	YB12AL-A YB12AL-A2
RS 250 (41 kW)	00 - 03	12	4	504 011 002 310 4	YB4L-B
<b>350 CCM</b>					
ETX [E-Start]		12	14	514 011 014 310 4	12N14-3A YB14L-A2




<b>APRILIA</b>		V	Ah	ETN	JIS-Code
ETX [K-Start]		12	6	506 011 004 310 0	12N5.5-3B
Tuareg Wind (23 kW)	86 - 93	12	9	509 014 008 310 4	12N9-4B-1 YB9-B
<b>400 CCM</b>					
SP 400		6	4	004 012 001 310 0	6N4B-2A 6N4B-2A-3
<b>500 CCM</b>					
Atlantic 500 (29 kW)	02	12	14	514 013 014 310 0	YB14L-B2
Scarabeo 500		12	14	514 011 014 310 4	12N14-3A YB14L-A2
<b>600 CCM</b>					
Tuareg	88 - 94	12	14	514 011 014 310 4	12N14-3A YB14L-A2
ETX 600 [E-Start]		12	14	514 011 014 310 4	12N14-3A YB14L-A2
ETX 600 [K-Start]		12	6	506 011 004 310 0	12N5.5-3B
Pegaso 600	88 - 93	12	14	514 011 014 310 4	12N14-3A YB14L-A2
<b>650 CCM</b>					
ETX 650 [E-Start]		12	14	514 011 014 310 4	12N14-3A YB14L-A2
ETX 650 [K-Start]		12	6	506 011 004 310 0	12N5.5-3B
Moto 6.5	95 - 03	12	12	512 013 012 310 0	YB12AL-A YB12AL-A2
Pegaso 650	92 - 03	12	12	512 013 012 310 0	YB12AL-A YB12AL-A2
Stark	00	12	14	514 011 014 310 4	12N14-3A YB14L-A2
<b>1000 CCM</b>					
ETV 1000 Caponord	02 - 05	12	12	512 014 010 310 4	YTX14-BS
RST Mille Futura	01 - 03	12	10	510 012 009 310 4	YTX12-BS
RSV 1000 Tuono R Factory	03	12	10	510 012 009 310 4	YTX12-BS
RSV Mille	99 - 04	12	12	512 014 010 310 4	YTX14-BS
RSV Mille R	00 - 03	12	10	510 012 009 310 4	YTX12-BS
RSV Mille SP	99	12	10	510 012 009 310 4	YTX12-BS

**VARTA**

BY JOHNSON CONTROLS


<b>BENELLI</b>		V	Ah	ETN	JIS-Code
<b>50 - 80 CCM</b>					
491 Racing	97 - 98	12	4	504 011 002 310 4	YB4L-B
Devil	94 - 96	12	4	504 011 002 310 4	YB4L-B
K2 50	02 - 04	12	4	504 011 002 310 4	YB4L-B
KBX	94	12	4	504 011 002 310 4	YB4L-B
Pepe	00 - 00	12	4	504 011 002 310 4	YB4L-B
Spring 50	94 - 96	12	4	504 011 002 310 4	YB4L-B
<b>100 CCM</b>					
K2 100	02 - 04	12	5	505 012 003 310 0	12N5-3B YB5L-B
<b>125 - 150 CCM</b>					
125 CS		12	9	509 014 008 310 4	12N9-4B-1 YB9-B
125 Scooter		12	9	509 015 008 310 0	12N9-3B YB9L-B
Adiva	00 - 00	12	12	512 014 010 310 4	YTX14-BS
Velvet	00 - 00	12	8	508 012 008 310 4	YTX9-BS
<b>250 CCM</b>					
Velvet 250	02 - 04	12	12	512 011 012 310 0	12N12A-4A-1 YB12A-A
<b>350 CCM</b>					
350RS	00 - 00	12	28	528 400 030 310 0	Y60-N24AL-B
<b>500 CCM</b>					
Quattro	00 - 00	12	28	528 400 030 310 0	Y60-N24AL-B
SS	00 - 00	12	12	512 011 012 310 0	12N12A-4A-1 YB12A-A
<b>650 CCM</b>					
650 Tornado U.T.		12	12	512 011 012 310 0	12N12A-4A-1 YB12A-A
<b>654 CCM</b>					
Tornado 654		12	14	514 011 014 310 4	12N14-3A YB14L-A2
<b>750 CCM</b>					
Sei 750	00 - 00	12	14	514 011 014 310 4	12N14-3A YB14L-A2
SS 750	00 - 00	12	12	512 011 012 310 0	12N12A-4A-1 YB12A-A
<b>900 CCM</b>					
900 Sei (105 kW)	90	12	28	528 400 030 310 0	Y60-N24AL-B



		V	Ah	ETN	JIS-Code
<b>BETAMOTOR</b>					
<b>50 CCM</b>					
Adventure		12	4	504 011 002 310 4	YB4L-B
ARK 50 AC/LC	97 - 05	12	4	504 011 002 310 4	YB4L-B
Chrono	95	12	4	504 011 002 310 4	YB4L-B
Eikon 50	00 - 00	12	4	504 011 002 310 4	YB4L-B
Eikon 50	01	12	8	508 012 008 310 4	YTX9-BS
Tempo 50	97 - 98	12	4	504 011 002 310 4	YB4L-B
<b>125 CCM</b>					
Eikon 125	00	12	8	508 012 008 310 4	YTX9-BS
<b>350 CCM</b>					
Euro 350 (22 kW)		12	8	508 012 008 310 4	YTX9-BS
<b>600 CCM</b>					
YB9 600	00	12	12	512 013 012 310 0	YB12AL-A YB12AL-A2
<b>750 CCM</b>					
SB3 750	00	12	14	514 011 014 310 4	12N14-3A YB14L-A2
<b>900 CCM</b>					
HS2900	00	12	14	514 011 014 310 4	12N14-3A YB14L-A2
<b>1000 CCM</b>					
YB10 Dieci 1000	00	12	12	512 014 010 310 4	YTX14-BS
YB6 1000		12	14	514 011 014 310 4	12N14-3A YB14L-A2
<b>BIMOTA</b>					
<b>125 CCM</b>					
YB9 600		12	12	512 013 012 310 0	YB12AL-A YB12AL-A2
<b>750 CCM</b>					
SB3 750		12	14	514 011 014 310 4	12N14-3A YB14L-A2
<b>900 CCM</b>					
HS2 900		12	14	514 011 014 310 4	12N14-3A YB14L-A2

**VARTA**

BY JOHNSON CONTROLS


		V	Ah	ETN	JIS-Code
<b>BIMOTA</b>					
<b>1000 CCM</b>					
Govert 1000		12	14	514 011 014 310 4	12N14-3A YB14L-A2
<b>BMW</b>					
<b>125 - 200 CCM</b>					
C1	00	12	14	514 011 014 310 4	12N14-3A YB14L-A2
<b>250 CCM</b>					
R 25/2/3		6	8	008 011 004 310 0	B49-6
<b>260 CCM</b>					
R 26		6	11	011 400 008 310 0	6N11A-1B
<b>450 CCM</b>					
R45N	78 - 85	12	20	520 400 026 310 0	12N20AH
<b>500 CCM</b>					
R 50, 50/2, 50/S		12	20	520 400 026 310 0	12N20AH
R 51, 51/2, 51/3		6	8	008 011 004 310 0	B49-6
<b>600 CCM</b>					
60-5	00	12	20	520 400 026 310 0	12N20AH
R60/6, R60/7	84	12	25	525 015 022 310 0	Y60-N24L-A
R60S	00	12	14	514 011 014 310 4	12N14-3A YB14L-A2
<b>650 CCM</b>					
F 650 CS	98 - 04	12	12	512 013 012 310 0	YB12AL-A YB12AL-A2
R65	85	12	28	528 400 030 310 0	Y60-N24AL-B
F650, S	93	12	12	512 013 012 310 0	YB12AL-A YB12AL-A2
R 65 G/S	87 - 92	12	18	518 014 015 310 0	51814
		12	19	519 901 017 310 2	
R65	84	12	20	520 400 026 310 0	12N20AH
R69S		6	8	008 011 004 310 0	B49-6
<b>750 CCM</b>					
K 75	84 - 96	12	28	528 400 030 310 0	Y60-N24AL-B
R75-5	00	12	20	520 400 026 310 0	12N20AH
R75-6	00	12	30	530 030 030 310 4	53030
R75/6, R75/7	84	12	30	530 030 030 310 4	53030




<b>BMW</b>		V	Ah	ETN	JIS-Code
<b>800 CCM</b>					
R 80 R	93 - 96	12	25	525 015 022 310 0	Y60-N24L-A
		12	19	519 901 017 310 2	
R 80 ST	82 - 90	12	20	520 400 026 310 0	12N20AH
		12	19	519 901 017 310 2	
R 80 TN	78 - 81	12	25	525 015 022 310 0	Y60-N24L-A
R 80/N	81	12	25	525 015 022 310 0	Y60-N24L-A
		12	30	530 030 030 310 4	53030
R80, R80/7		12	28	528 400 030 310 0	Y60-N24AL-B
R80ET	00	12	30	530 030 030 310 4	53030
<b>850 CCM</b>					
R 850	95 - 00	12	19	519 013 017 310 4	51913
		12	19	519 901 017 310 2	
<b>900 CCM</b>					
R90/6, R90S	84	12	25	525 015 022 310 0	Y60-N24L-A
		12	30	530 030 030 310 4	53030
R90ST	00	12	20	520 400 026 310 0	12N20AH
<b>1000 CCM</b>					
K 1	89 - 94	12	25	525 015 022 310 0	Y60-N24L-A
		12	19	519 901 017 310 2	
K 100	83 - 96	12	30	530 030 030 310 4	53030
		12	19	519 901 017 310 2	
R 100	76 - 96	12	25	525 015 022 310 0	Y60-N24L-A
<b>1100 CCM</b>					
R 1100 S (72 kW)		12	19	519 901 017 310 2	
K 1100 LT	91 - 99	12	18	518 014 015 310 0	51814
		12	19	519 901 017 310 2	
K 1100 RS	92 - 96	12	19	519 013 017 310 4	51913
		12	19	519 901 017 310 2	
R 1100 (59 kW)	94	12	19	519 013 017 310 4	51913
		12	19	519 901 017 310 2	
R 1100 R	94 - 00	12	18	518 014 015 310 0	51814
		12	19	519 901 017 310 2	
<b>1150 CCM</b>					
R 1150 GS Basic (62 kW)	99	12	18	518 014 015 310 0	51814
		12	19	519 901 017 310 2	
R 1150 (63 kW)	99	12	19	519 013 017 310 4	51913
		12	19	519 901 017 310 2	

 **VARTA**

BY JOHNSON CONTROLS


			V	Ah	ETN	JIS-Code
<b>BMW</b>						
<b>1200 CCM</b>						
K 1200 R (118 kW)			12	18	518 014 015 310 0	51814
			12	19	519 901 017 310 2	
K 1200 S (123 kW)			12	12	512 014 010 310 4	YTX14-BS
K 1200 (96 kW)	97		12	19	519 013 017 310 4	51913
			12	19	519 901 017 310 2	
R 1200 C Classic (45 kW)	02		12	19	519 013 017 310 4	51913
R 1200 GS (72 kW)	04		12	12	512 014 010 310 4	YTX14-BS
<b>BSA</b>						
<b>250 CCM</b>						
250 [12V]			12	7	507 013 004 310 0	12N7-4A
250 [6V]			6	7	007 014 003 310 0	B39-6
<b>350 CCM</b>						
350 [12V]			12	7	507 013 004 310 0	12N7-4A
350 [6V]			6	7	007 014 003 310 0	B39-6
<b>400 CCM</b>						
400 [12V]			12	7	507 013 004 310 0	12N7-4A
<b>441 CCM</b>						
441			12	7	507 013 004 310 0	12N7-4A
<b>500 CCM</b>						
500 Gold Star	99 - 05		6	16	016 012 008 310 0	B38-6A
500 [12V]			12	7	507 013 004 310 0	12N7-4A
<b>600 CCM</b>						
600			12	7	507 013 004 310 0	12N7-4A
<b>650 CCM</b>						
650 [12V]			12	7	507 013 004 310 0	12N7-4A
650 [6V]			6	7	007 014 003 310 0	B39-6
<b>750 CCM</b>						
750 [12V]			12	7	507 013 004 310 0	12N7-4A
Rocket 750			12	9	509 015 008 310 0	12N9-3B YB9L-B
<b>BSV</b>						
<b>50 CCM</b>						
GP Dio			12	3	503 014 003 310 4	YT4L-BS
ZX	94 - 95		12	3	503 014 003 310 4	YT4L-BS




		V	Ah	ETN	JIS-Code
<b>BSV</b>					
<b>100 CCM</b>					
R 100	77 - 81	12	28	528 400 030 310 0	Y60-N24AL-B
<b>BUELL</b>					
<b>500 CCM</b>					
Blast	00 - 03	12	12	512 014 010 310 4	YTX14-BS
<b>984 CCM</b>					
XB9R Firebolt	02 - 05	12	12	512 014 010 310 4	YTX14-BS
XB9SX Lightning CityX (62 kW)	02 - 03	12	12	512 014 010 310 4	YTX14-BS
<b>1000 CCM</b>					
RR 1000	87	12	18	518 902 026 310 4	YTX20-BS
<b>1200 CCM</b>					
M2 Cyclone	97 - 00	12	18	518 901 026 310 4	YTX20L-BS
RR 1200	88 - 90	12	18	518 902 026 310 4	YTX20-BS
RS 1200	89 - 93	12	18	518 902 026 310 4	YTX20-BS
RSS 1200	91 - 93	12	18	518 902 026 310 4	YTX20-BS
S2, S2T Thunderbolt	94 - 96	12	18	518 902 026 310 4	YTX20-BS
S3, S3T, Thunderbolt	97 - 02	12	18	518 901 026 310 4	YTX20L-BS
<b>CAGIVA</b>					
<b>50 CCM</b>					
City, Lucky, Explorer	94 - 97	12	3	503 014 003 310 4	YT4L-BS
Cucciolo, Mito 50	98 - 98	12	4	504 011 002 310 4	YB4L-B
K3 / W4	91 - 98	12	4	504 011 002 310 4	YB4L-B
Prima 50	92 - 96	12	5	505 012 003 310 0	12N5-3B YB5L-B
<b>125 CCM</b>					
125 Blues		12	12	512 011 012 310 0	12N12A-4A-1 YB12A-A
125 Freccia C12R		12	9	509 014 008 310 4	12N9-4B-1 YB9-B
125 K7		12	4	504 011 002 310 4	YB4L-B

 **VARTA**

BY JOHNSON CONTROLS


<b>CAGIVA</b>		V	Ah	ETN	JIS-Code
125 Mito	90	12	9	509 014 008 310 4	12N9-4B-1 YB9-B
125 Racing	91	12	9	509 014 008 310 4	12N9-4B-1 YB9-B
Cruiser 125	87 - 88	12	9	509 014 008 310 4	12N9-4B-1 YB9-B
Cucciolo 125	98 - 03	12	9	509 016 008 310 0	YB9L-A2
Planet 125	98 - 05	12	9	509 014 008 310 4	12N9-4B-1 YB9-B
Roadster 125	94 - 00	12	8	508 012 008 310 4	YTX9-BS
SM 125	00	12	4	504 012 003 310 4	YTX5L-BS
Supercity 125	91 - 00	12	9	509 014 008 310 4	12N9-4B-1 YB9-B
SXT		12	6	506 011 004 310 0	12N5.5-3B
<b>200 CCM</b>					
200 Roadster	95	12	9	509 014 008 310 4	12N9-4B-1 YB9-B
<b>250 CCM</b>					
EGS 250		12	7	507 012 004 310 0	12N7-3B YB7L-B
<b>350 CCM</b>					
Elefant 350	91	12	14	514 011 014 310 4	12N14-3A YB14L-A2
SST 350		12	7	507 012 004 310 0	12N7-3B YB7L-B
T4 R	87	12	3	503 012 001 310 0	YB3L-A
W12 350	93 - 96	12	14	514 011 014 310 4	12N14-3A YB14L-A2
<b>400 CCM</b>					
EGS 400		12	7	507 012 004 310 0	12N7-3B YB7L-B
<b>500 CCM</b>					
River 500	99 - 00	12	12	512 014 010 310 4	YTX14-BS
T4 E Elefant	88	12	14	514 011 014 310 4	12N14-3A YB14L-A2
<b>600 CCM</b>					
600 W 16	94 - 96	12	14	514 011 014 310 4	12N14-3A YB14L-A2
River 600	94 - 99	12	14	514 011 014 310 4	12N14-3A YB14L-A2



		V	Ah	ETN	JIS-Code
<b>CAGIVA</b>					
<b>650 CCM</b>					
Elefant 650	89	12	14	514 011 014 310 4	12N14-3A YB14L-A2
Raptor 650	00 - 02	12	10	510 012 009 310 4	YTX12-BS
<b>750 CCM</b>					
Elefant 750	94 - 97	12	19	519 012 019 310 0	YB16-B
Elefant 750 Bifaro	89	12	14	514 011 014 310 4	12N14-3A YB14L-A2
<b>900 CCM</b>					
Elefant 900	93 - 97	12	19	519 012 019 310 0	YB16-B
Gran Canyon	98 - 00	12	19	519 012 019 310 0	YB16-B
<b>1000 CCM</b>					
Gran Canyon		12	12	512 014 010 310 4	YTX14-BS
Navigator 1000 (73 kW)	00 - 02	12	19	519 012 019 310 0	YB16-B
Raptor 1000 (83 kW)	00 - 05	12	10	510 012 009 310 4	YTX12-BS
<b>CZ</b>					
<b>125 CCM</b>					
CZ 125	82 - 99	6	7	007 014 003 310 0	B39-6
<b>175 CCM</b>					
CZ 175	82 - 91	6	7	007 014 003 310 0	B39-6
<b>180 CCM</b>					
CZ 180	93 - 97	6	7	007 014 003 310 0	B39-6
<b>476 CCM</b>					
CZ 476		6	7	007 014 003 310 0	B39-6
<b>477 CCM</b>					
CZ 477		6	7	007 014 003 310 0	B39-6
<b>DAELIM</b>					
<b>125 CCM</b>					
NS125	97	12	6	506 015 005 310 4	YTX7A-BS
VC 125 Advance	96	12	9	509 014 008 310 4	12N9-4B-1 YB9-B

 **VARTA**

BY JOHNSON CONTROLS


		V	Ah	ETN	JIS-Code
<b>DAELIM</b>					
VS 125 Evolution	97	12	9	509 014 008 310 4	12N9-4B-1 YB9-B
<b>DERBI</b>					
<b>50 CCM</b>					
Aventura	96 - 97	12	4	504 011 002 310 4	YB4L-B
Easy 50	97	12	4	504 011 002 310 4	YB4L-B
Fenix	94	12	4	504 011 002 310 4	YB4L-B
Furax	96	12	4	504 011 002 310 4	YB4L-B
Senda-L, Senda-R	95 - 05	12	4	504 011 002 310 4	YB4L-B
Vamos	93	12	4	504 011 002 310 4	YB4L-B
<b>100 CCM</b>					
Atlantis 100		12	8	508 012 008 310 4	YTX9-BS
<b>125 - 150 CCM</b>					
Boulevard		12	9	509 016 008 310 0	YB9L-A2
<b>DUCATI</b>					
<b>125 CCM</b>					
125 Cross		6	16	016 012 008 310 0	B38-6A
<b>129 CCM</b>					
129 Aurea		6	7	007 014 003 310 0	B39-6
<b>250 CCM</b>					
250 Cross		6	16	016 012 008 310 0	B38-6A
<b>300 CCM</b>					
Desmo	79 - 83	12	12	512 011 012 310 0	12N12A-4A-1 YB12A-A
<b>350 CCM</b>					
350 Alazzurra	87	12	14	514 011 014 310 4	12N14-3A YB14L-A2
350 Cross		6	16	016 012 008 310 0	B38-6A
350 GTL, GTV Sport	79	12	20	520 012 020 310 0	Y50-N18L-A Y50-N18L-A2
Indiana		12	14	514 011 014 310 4	12N14-3A YB14L-A2
Pantah	82	12	14	514 011 014 310 4	12N14-3A YB14L-A2
<b>400 CCM</b>					
400 TS		6	16	016 012 008 310 0	B38-6A



<b>DUCATI</b>		V	Ah	ETN	JIS-Code
Alazzurra, F3	87	12	14	514 011 014 310 4	12N14-3A YB14L-A2
SS Supersport	91 - 94	12	16	516 016 012 310 0	YB16AL-A2
<b>500 CCM</b>					
Desmo	79 - 85	12	12	512 011 012 310 0	12N12A-4A-1 YB12A-A
Pantah		12	14	514 011 014 310 4	12N14-3A YB14L-A2
<b>600 CCM</b>					
600 Monster	00	12	20	520 400 026 310 0	12N20AH
600 Monster	94 - 99	12	16	516 016 012 310 0	YB16AL-A2
600 Pantah	81 - 84	12	14	514 011 014 310 4	12N14-3A YB14L-A2
600 Police		12	16	516 016 012 310 0	YB16AL-A2
<b>620 CCM</b>					
Monster 620 (46 kW)	02 - 03	12	12	512 901 019 310 4	YT12B-BS
<b>650 CCM</b>					
650 Alazzurra		12	14	514 011 014 310 4	12N14-3A YB14L-A2
<b>748 CCM</b>					
748 Strada Biposto, SP, SPS	95 - 99	12	16	516 016 012 310 0	YB16AL-A2
748 Super Sport	95	12	16	516 016 012 310 0	YB16AL-A2
<b>750 CCM</b>					
750 Desmoimola		12	12	512 011 012 310 0	12N12A-4A-1 YB12A-A
750 GT [E-Start]		12 12	25 30	525 015 022 310 0 530 030 030 310 4	Y60-N24L-A 53030
750 Laguna Seca		12	28	528 400 030 310 0	Y60-N24AL-B
750 Sport	90	12	16	516 016 012 310 0	YB16AL-A2
750 Supersport	90 - 02	12	16	516 016 012 310 0	YB16AL-A2
Indiana		12	14	514 011 014 310 4	12N14-3A YB14L-A2
Monster	97 - 00	12	16	516 016 012 310 0	YB16AL-A2
Montijuich	87 - 90	12	14	514 011 014 310 4	12N14-3A YB14L-A2

 **VARTA**

BY JOHNSON CONTROLS


<b>DUCATI</b>		V	Ah	ETN	JIS-Code
Paso	87	12	14	514 011 014 310 4	12N14-3A YB14L-A2
<b>800 CCM</b>					
Monster S	03	12	12	512 901 019 310 4	YT12B-BS
<b>851 CCM</b>					
851	90	12	16	516 016 012 310 0	YB16AL-A2
851 Superbike	89 - 90	12	16	516 015 016 310 0	YB16B-A YB16B-A1
<b>860 CCM</b>					
860 Supersport		12	12	512 011 012 310 0	12N12A-4A-1 YB12A-A
<b>888 CCM</b>					
888	90	12	16	516 016 012 310 0	YB16AL-A2
<b>900 CCM</b>					
900 Monster	94 - 00	12	16	516 016 012 310 0	YB16AL-A2
900 Police	95	12	16	516 016 012 310 0	YB16AL-A2
900 S2	82 - 84	12	12	512 011 012 310 0	12N12A-4A-1 YB12A-A
900 SD	81	12	28	528 400 030 310 0	Y60-N24AL-B
900 SL	92 - 98	12	16	516 016 012 310 0	YB16AL-A2
900 Sport	00 - 00	12	12	512 901 019 310 4	YT12B-BS
900 SS	89	12	16	516 016 012 310 0	YB16AL-A2
900 SS Darmah, Desmo		12 12	25 30	525 015 022 310 0 530 030 030 310 4	Y60-N24L-A 53030
900 Superlight Desmodue	93 - 96	12	16	516 016 012 310 0	YB16AL-A2
900 Supersport	90 - 98	12	16	516 016 012 310 0	YB16AL-A2
<b>906 CCM</b>					
906 Paso	89 - 94	12	19	519 012 019 310 0	YB16-B
<b>907 CCM</b>					
907 I.E. Paso	91 - 94	12	19	519 012 019 310 0	YB16-B
<b>916 CCM</b>					
916	94	12	16	516 016 012 310 0	YB16AL-A2
<b>944 CCM</b>					
Support Touring 2	97 - 00	12	16	516 016 012 310 0	YB16AL-A2
<b>992 CCM</b>					
Support Touring 3		12	12	512 901 019 310 4	YT12B-BS
<b>996 CCM</b>					
Biposto / SPS	99 - 00	12	16	516 016 012 310 0	YB16AL-A2




		V	Ah	ETN	JIS-Code
<b>DUCATI</b>					
<b>999 CCM</b>					
999		12	12	512 901 019 310 4	YT12B-BS
<b>1000 CCM</b>					
Monster S (69 kW)	03 - 03	12	12	512 901 019 310 4	YT12B-BS
<b>FANTIC</b>					
<b>50 - 80 CCM</b>					
Grinta	95 - 96	12	3	503 014 003 310 4	YT4L-BS
Koala	93 - 97	12	4	504 011 002 310 4	YB4L-B
Leader	95 - 95	12	3	503 014 003 310 4	YT4L-BS
Oasis		12	4	504 011 002 310 4	YB4L-B
<b>125 - 250 CCM</b>					
Raider LC		12	3	503 012 001 310 0	YB3L-A
Strada Sport		6	4	004 012 001 310 0	6N4B-2A 6N4B-2A-3
<b>HARLEY DAVIDSON</b>					
<b>500 CCM</b>					
MT 500 Military		12	14	514 011 014 310 4	12N14-3A YB14L-A2
<b>883 CCM</b>					
XL [E-Start]	97 - 02	12	18	518 901 026 310 4	YTX20L-BS
XLH	86	12	19	519 012 019 310 0	YB16-B
<b>1000 CCM</b>					
XL Series	79 - 85	12	19	519 012 019 310 0	YB16-B
XLH-Sportster	79 - 86	12	19	519 012 019 310 0	YB16-B
XLX-61	82 - 85	12	19	519 012 019 310 0	YB16-B
XR 1000	83 - 86	12	19	519 012 019 310 0	YB16-B
<b>1100 CCM</b>					
XL 1100	87 - 93	12	19	519 012 019 310 0	YB16-B
XLH Sportster	86 - 87	12	19	519 012 019 310 0	YB16-B
<b>1200 CCM</b>					
XL 1200	87 - 97	12	19	519 012 019 310 0	YB16-B
XL 1200	97 - 02	12	18	518 901 026 310 4	YTX20L-BS

**VARTA**

BY JOHNSON CONTROLS


<b>HARLEY DAVIDSON</b>		V	Ah	ETN	JIS-Code
<b>1340 CCM</b>					
FL, FLH Series	78 - 84	12	32	532 036 024 310 0	YHD-12
FLHR Road King	94 - 96	12	20	520 012 020 310 0	Y50-N18L-A Y50-N18L-A2
FLHT Series	80 - 96	12	20	520 012 020 310 0	Y50-N18L-A Y50-N18L-A2
FLST Classic	93	12	19	519 011 019 310 0	YB16L-B
FLST Series	84 - 90	12	19	519 012 019 310 0	YB16-B
FLST Series	97 - 00	12	18	518 901 026 310 4	YTX20L-BS
FX Series	79 - 94	12	19	519 012 019 310 0	YB16-B
FXD Series	91 - 01	12	18	518 901 026 310 4	YTX20L-BS
FXR Series	79 - 01	12	19	519 012 019 310 0	YB16-B
FXST Series	84 - 91	12	18	518 902 026 310 4	YTX20-BS
FXST Series	91 - 00	12	18	518 901 026 310 4	YTX20L-BS
FXST Softail		12	19	519 012 019 310 0	YB16-B
<b>1450 CCM</b>					
FLST Series	00 - 03	12	18	518 901 026 310 4	YTX20L-BS
FXD Series	99 - 06	12	18	518 901 026 310 4	YTX20L-BS
<b>HERCULES</b>					
<b>50 CCM</b>					
FOX	93 - 93	12	5	505 012 003 310 0	12N5-3B YB5L-B
Gipsy	95 - 95	12	4	504 011 002 310 4	YB4L-B
KX5	93 - 97	12	4	504 011 002 310 4	YB4L-B
Limbo	95 - 97	12	4	504 011 002 310 4	YB4L-B
Reggagé	96 - 97	12	4	504 011 002 310 4	YB4L-B
Samba, Swing	94 - 97	12	4	504 011 002 310 4	YB4L-B
Ultra		12	9	509 015 008 310 0	12N9-3B YB9L-B
<b>80 CCM</b>					
RX 9		12	5	505 012 003 310 0	12N5-3B YB5L-B
SR Samba	94 - 96	12	5	505 012 003 310 0	12N5-3B YB5L-B
Ultra		12	9	509 015 008 310 0	12N9-3B YB9L-B
<b>125 CCM</b>					
SR Samba	94 - 97	12	5	505 012 003 310 0	12N5-3B YB5L-B




		V	Ah	ETN	JIS-Code
<b>HERCULES</b>					
W 2000 Wankel		12	18	518 015 018 310 0	YB18L-A
<b>HONDA</b>					
<b>50 CCM</b>					
Bite	01	12	7	507 902 011 310 4	YTZ7S-BS
QR 50	98 - 98	12	3	503 903 004 310 4	YTR4A-BS
SK 50	97 - 98	12	3	503 903 004 310 4	YTR4A-BS
X8-R	99	12	3	503 903 004 310 4	YTR4A-BS
ZX 50	94	12	3	503 903 004 310 4	YTR4A-BS
AF29 [Vision]		12	3	503 014 003 310 4	YT4L-BS
C50SW	94	12	4	504 011 002 310 4	YB4L-B
CB50J	80 - 81	6	4	004 014 001 310 0	6N4-2A-2 6N4-2A-4 6N4-2A-7 6N4A-2A-4
CF50	82	6	4	004 014 001 310 0	6N4-2A-2 6N4-2A-4 6N4-2A-7 6N4A-2A-4
Charly		6	4	004 014 001 310 0	6N4-2A-2 6N4-2A-4 6N4-2A-7 6N4A-2A-4
CRM50	93 - 94	12	3	503 012 001 310 0	YB3L-A
CY50	81	6	4	004 014 001 310 0	6N4-2A-2 6N4-2A-4 6N4-2A-7 6N4A-2A-4
Dio50	93 - 94	12	3	503 014 003 310 4	YT4L-BS
MB50	79 - 83	6	4	004 014 001 310 0	6N4-2A-2 6N4-2A-4 6N4-2A-7 6N4A-2A-4
MB50SD	90	12	3	503 012 001 310 0	YB3L-A
MBX50 FW, FWD, S, SD, SWD	85 - 87	12	3	503 012 001 310 0	YB3L-A
MT50	80 - 83	12	3	503 012 001 310 0	YB3L-A
MTX50	88	12	3	503 011 001 310 0	YB2.5L-C-2
MTX50 FR, RS, S	85 - 89	12	3	503 012 001 310 0	YB3L-A

 **VARTA**

BY JOHNSON CONTROLS


<b>HONDA</b>		V	Ah	ETN	JIS-Code
NB50	83 - 87	12	3	503 014 003 310 4	YT4L-BS
NB50 Melody	84	12	4	504 011 002 310 4	YB4L-B
NB50M	83 - 87	12	3	503 014 003 310 4	YT4L-BS
NC50 Epress	77	6	2	002 014 001 310 0	6N2A-2C-3
ND50M	82	12	4	504 011 002 310 4	YB4L-B
NH50 LEAD [Roller]	81	12	4	504 011 002 310 4	YB4L-B
NH50MS	86 - 98	12	4	504 011 002 310 4	YB4L-B
NP50, M Sky	97	12	4	504 011 002 310 4	YB4L-B
NQ50 Spree [Roller]	84 - 85	12	4	504 011 002 310 4	YB4L-B
NQ50, Spree	86 - 87	12	3	503 014 003 310 4	YT4L-BS
NS50F	90 - 99	12	3	503 012 001 310 0	YB3L-A
NSR50, A, F	87 - 95	12	3	503 012 001 310 0	YB3L-A
NU50M Urban Express Deluxe	82 - 83	12	4	504 011 002 310 4	YB4L-B
NX50M Express SR	81 - 82	12	4	504 011 002 310 4	YB4L-B
PK50	90	12	3	503 014 003 310 4	YT4L-BS
PX50	80	6	2	002 014 001 310 0	6N2A-2C-3
PX50E	80	12	4	504 011 002 310 4	YB4L-B
SA50 Elite SR [Roller]	92 - 96	12	3	503 014 003 310 4	YT4L-BS
SA50 S, SR	88 - 98	12	3	503 014 003 310 4	YT4L-BS
SA50 Vision	88 - 98	12	3	503 014 003 310 4	YT4L-BS
SA50P EliteS [Roller]	95 - 96	12	3	503 014 003 310 4	YT4L-BS
SB50 Elite50ES	87 - 90	12	3	503 014 003 310 4	YT4L-BS
SC01	97	12	3	503 014 003 310 4	YT4L-BS
SE50 Elite50S	87 - 89	12	3	503 014 003 310 4	YT4L-BS
SH50 Scoopy [Roller]		12 12	4 7	504 011 002 310 4 507 902 011 310 4	YB4L-B YTZ7S-BS
SK 50	92 - 94	12	3	503 014 003 310 4	YT4L-BS
Sky Classic, Dax, DeLuxe, Vetro	99	12	3	503 014 003 310 4	YT4L-BS
SS50	73 - 87	6	2	002 014 001 310 0	6N2A-2C-3
ST50 Dax	88	6	2	002 014 001 310 0	6N2A-2C-3
ST50 Dax	88 - 97	12	3	503 014 003 310 4	YT4L-BS
ST50 Dax C, N	88 - 97	12	3	503 014 003 310 4	YT4L-BS
ST50, J, K, L, M, R, T	88 - 96	12	3	503 014 003 310 4	YT4L-BS



<b>HONDA</b>		V	Ah	ETN	JIS-Code
TG50 Gyro S	85 - 86	12	3	503 014 003 310 4	YT4L-BS
XL50	80	6	4	004 014 001 310 0	6N4-2A-2 6N4-2A-4 6N4-2A-7 6N4A-2A-4
Z50	79	6	2	002 014 001 310 0	6N2A-2C-3
ZB50 J, P	88	12	3	503 014 003 310 4	YT4L-BS
<b>70 CCM</b>					
C70 Passport	82 - 83	12	5	505 012 003 310 0	12N5-3B YB5L-B
C70 Z, Z2	79 - 93	6	4	004 014 001 310 0	6N4-2A-2 6N4-2A-4 6N4-2A-7 6N4A-2A-4
C70-MA	90	6	4	004 014 001 310 0	6N4-2A-2 6N4-2A-4 6N4-2A-7 6N4A-2A-4
C70CM	83 - 84	6	4	004 014 001 310 0	6N4-2A-2 6N4-2A-4 6N4-2A-7 6N4A-2A-4
C70CMP	97	12	4	504 011 002 310 4	YB4L-B
C70DM	82 - 84	12	5	505 012 003 310 0	12N5-3B YB5L-B
C70W	95	12	4	504 011 002 310 4	YB4L-B
CD70	81	6	4	004 014 001 310 0	6N4-2A-2 6N4-2A-4 6N4-2A-7 6N4A-2A-4
CF70	82	6	4	004 014 001 310 0	6N4-2A-2 6N4-2A-4 6N4-2A-7 6N4A-2A-4
CT70 Trial	91 - 92	12	3	503 014 003 310 4	YT4L-BS
CT70 [Canada]	86	6	4	004 014 001 310 0	6N4-2A-2 6N4-2A-4 6N4-2A-7 6N4A-2A-4
CT70 [Canada]	91 - 94	12	3	503 014 003 310 4	YT4L-BS
SL70 Motosport	73	6	2	002 014 001 310 0	6N2A-2C-3

 **VARTA**

BY JOHNSON CONTROLS


<b>HONDA</b>		V	Ah	ETN	JIS-Code
ST70	89 - 94	12	3	503 014 003 310 4	YT4L-BS
ST70 Dax	73 - 85	6	4	004 015 001 310 0	6N4C-1B
<b>75 CCM</b>					
CRM75	89 - 94	12	3	503 012 001 310 0	YB3L-A
MBX75FW	83	12	3	503 012 001 310 0	YB3L-A
NSR75	92 - 94	12	3	503 012 001 310 0	YB3L-A
SA75M	91	12	3	503 014 003 310 4	YT4L-BS
Scopy75	93 - 94	12	5	505 012 003 310 0	12N5-3B YB5L-B
SH75	87 - 89	12	5	505 012 003 310 0	12N5-3B YB5L-B
<b>80 CCM</b>					
CY80[Z]	79	6	4	004 014 001 310 0	6N4-2A-2 6N4-2A-4 6N4-2A-7 6N4A-2A-4
MB80S[A]	80	6	4	004 014 001 310 0	6N4-2A-2 6N4-2A-4 6N4-2A-7 6N4A-2A-4
MBX80, 80 DX	80	12	3	503 012 001 310 0	YB3L-A
MBX80SW2[D,F,H]	85 - 87	12	3	503 012 001 310 0	YB3L-A
MCX80S	83	12	3	503 012 001 310 0	YB3L-A
MTX80 R[2], RS	87	12	3	503 012 001 310 0	YB3L-A
MTX80, C	81	12	3	503 011 001 310 0	YB2.5L-C-2
NH80	83 - 94	12	5	505 012 003 310 0	12N5-3B YB5L-B
SH80 Scopy [Roller]	83 - 86	12	5	505 012 003 310 0	12N5-3B YB5L-B
XL80 [USA]	80 - 82	6	4	004 015 001 310 0	6N4C-1B
<b>90 CCM</b>					
C90	82 - 93	12	5	505 012 003 310 0	12N5-3B YB5L-B
C90 D, Z	92 - 93	6	4	004 014 001 310 0	6N4-2A-2 6N4-2A-4 6N4-2A-7 6N4A-2A-4
C90CW	95	12	4	504 011 002 310 4	YB4L-B
Lead90		12	3	503 014 003 310 4	YT4L-BS
Shadow	99	12	3	503 014 003 310 4	YT4L-BS
TH90T	96	12	3	503 014 003 310 4	YT4L-BS




<b>HONDA</b>		V	Ah	ETN	JIS-Code
<b>100 CCM</b>					
C100 M	88 - 92	12	5	505 012 003 310 0	12N5-3B YB5L-B
C100 MA, TH	87	12	3	503 014 003 310 4	YT4L-BS
CB100	70	6	6	006 012 003 310 0	6N6-3B-1
CB100 N	81	6	6	006 011 003 310 0	6N6-3B
NF100, M	97	12	4	504 012 003 310 4	YTX5L-BS
SH100	00	12	4	504 012 003 310 4	YTX5L-BS
XL100S	79 - 82	6	4	004 015 001 310 0	6N4C-1B
XL100S	83 - 85	6	4	004 014 001 310 0	6N4-2A-2 6N4-2A-4 6N4-2A-7 6N4A-2A-4
<b>110 CCM</b>					
CT110 Trial	86	6	4	004 014 001 310 0	6N4-2A-2 6N4-2A-4 6N4-2A-7 6N4A-2A-4
LS110 TH	89 - 92	12	3	503 012 001 310 0	YB3L-A
NT110 MV	97	12	4	504 011 002 310 4	YB4L-B
NZ110 MM	93	12	4	504 011 002 310 4	YB4L-B
<b>125 CCM</b>					
CBR 125	04	12	5	505 901 009 310 4	YTZ6S-BS
Dylan		12	6	506 014 005 310 4	YTX7L-BS
VT125 C	01	12	7	507 902 011 310 4	YTZ7S-BS
CA125 Rebell	95 - 97	12	6	506 014 005 310 4	YTX7L-BS
CB125 T, T2	90 - 93	12	9	509 014 008 310 4	12N9-4B-1 YB9-B
CB125S	81 - 82	6	6	006 012 003 310 0	6N6-3B-1
CB125S2	75 - 81	6	6	006 011 003 310 0	6N6-3B
		6	6	006 012 003 310 0	6N6-3B-1
CB125T	75 - 81	6	6	006 011 003 310 0	6N6-3B
CB125TD[C]	82	12	9	509 014 008 310 4	12N9-4B-1 YB9-B
CBX125 Custom		12	9	509 015 008 310 0	12N9-3B YB9L-B
CD125T	81 - 82	12	9	509 014 008 310 4	12N9-4B-1 YB9-B
CG125	80 - 91	6	6	006 011 003 310 0	6N6-3B

**VARTA**

BY JOHNSON CONTROLS


<b>HONDA</b>		V	Ah	ETN	JIS-Code
CG125	92	12	3	503 012 001 310 0	YB3L-A
CH125 Elite125 [Roller]	84	12	9	509 014 008 310 4	12N9-4B-1 YB9-B
CH125 Spacy	88 - 95	12	8	508 012 008 310 4	YTX9-BS
CHA125T	96	12	8	508 012 008 310 4	YTX9-BS
CityFly	98	12	4	504 012 003 310 4	YTX5L-BS
CLR125	99	12	4	504 012 003 310 4	YTX5L-BS
CM125, T, TB		6	12	012 014 008 310 0	6N11A-3A
CM125C[C]	82 - 94	12	9	509 014 008 310 4	12N9-4B-1 YB9-B
CRM125R	90	12	3	503 014 003 310 4	YT4L-BS
CT125 Trial125	77	6	4	004 015 001 310 0	6N4C-1B
FES 125	01	12	10	510 901 012 310 4	YTR9-BS
MBX125F	85	12	5	505 012 003 310 0	12N5-3B YB5L-B
MTX125	86 - 87	12	5	505 012 003 310 0	12N5-3B YB5L-B
MTX125 RW, RW TH	85 - 90	12	5	505 012 003 310 0	12N5-3B YB5L-B
MTX125R	86 - 87	12 12	3 5	503 012 001 310 0 505 012 003 310 0	YB3L-A 12N5-3B YB5L-B
NES125	00	12	6	506 014 005 310 4	YTX7L-BS
NH125 [Roller]	83 - 87	12	5	505 012 003 310 0	12N5-3B YB5L-B
NS125 F, R, R2, R3		12	5	505 012 003 310 0	12N5-3B YB5L-B
NSR125FII		12	4	504 012 003 310 4	YTX5L-BS
NX125	88	12	6	506 014 005 310 4	YTX7L-BS
NZ125	93	12	3	503 012 001 310 0	YB3L-A
Pantheon 125	00	12	10	510 901 012 310 4	YTR9-BS
Shadow 125	99	12	6	506 014 005 310 4	YTX7L-BS
SL125S	76	6 6	6 6	006 011 003 310 0 006 012 003 310 0	6N6-3B 6N6-3B-1
Spacy125		12	9	509 901 020 310 4	YTZ12S-BS
TL125S	76	6	4	004 015 001 310 0	6N4C-1B
TMX125	85	6	6	006 011 003 310 0	6N6-3B
XL125R	85	12	9	509 014 008 310 4	12N9-4B-1 YB9-B




<b>HONDA</b>		V	Ah	ETN	JIS-Code
XL125S	79	6 6	4 4	004 014 001 310 0 004 015 001 310 0	6N4-2A-2 6N4-2A-4 6N4-2A-7 6N4A-2A-4 6N4C-1B
XLR125R	98	12	6	506 015 005 310 4	YTX7A-BS
<b>150 CCM</b>					
CBX150S	88	12	7	507 012 004 310 0	12N7-3B YB7L-B
CH150 Deluxe, Elite	85 - 87	12	9	509 014 008 310 4	12N9-4B-1 YB9-B
FES 150	01	12	10	510 901 012 310 4	YTR9-BS
NES150	00	12	6	506 014 005 310 4	YTX7L-BS
NSR150, R, R2	94 - 98	12	3	503 012 001 310 0	YB3L-A
NX150	89	12	7	507 012 004 310 0	12N7-3B YB7L-B
<b>175 CCM</b>					
CB175K Super Sport	84 - 87	12	9	509 014 008 310 4	12N9-4B-1 YB9-B
<b>185 CCM</b>					
CT185	82 - 86	6	4	004 015 001 310 0	6N4C-1B
XL185 S, Z, A, B	79 - 83	6	4	004 014 001 310 0	6N4-2A-2 6N4-2A-4 6N4-2A-7 6N4A-2A-4
<b>200 CCM</b>					
CB200	75	12	9	509 014 008 310 4	12N9-4B-1 YB9-B
CB200B	81	12	9	509 014 008 310 4	12N9-4B-1 YB9-B
CBX200S	93	12	7	507 012 004 310 0	12N7-3B YB7L-B
CL200 Scrambler	74	12	9	509 014 008 310 4	12N9-4B-1 YB9-B
CM200T	85 - 89	12 12	9 10	509 014 008 310 4 510 012 009 310 4	12N9-4B-1 YB9-B YTX12-BS
CM200T Twinstar	81 - 82	12	9	509 014 008 310 4	12N9-4B-1 YB9-B
CM200TA	85	6	12	012 014 008 310 0	6N11A-3A

 **VARTA**

BY JOHNSON CONTROLS


<b>HONDA</b>		V	Ah	ETN	JIS-Code
CT200	86 - 89	12	9	509 014 008 310 4	12N9-4B-1 YB9-B
GLS200	94	12	7	507 012 004 310 0	12N7-3B YB7L-B
MTX200RW[D,F]	83 - 84	12	3	503 012 001 310 0	YB3L-A
TLR200 Reflex	86 - 87	12	3	503 014 003 310 4	YT4L-BS
TR200 Fat Cat	86	12	8	508 012 008 310 4	YTX9-BS
TR200 Fat Cat	87	12	6	506 015 005 310 4	YTX7A-BS
<b>230 CCM</b>					
XL230	01	12	7	507 902 011 310 4	YTZ7S-BS
CRF 230 F	03	12	4	504 012 003 310 4	YTX5L-BS
<b>250 CCM</b>					
Foresight 250	01	12	10	510 012 009 310 4	YTX12-BS
Forza 250	01	12	9	509 901 020 310 4	YTZ12S-BS
Jazz		12	9	509 901 020 310 4	YTZ12S-BS
CA250	95	12	6	506 014 005 310 4	YTX7L-BS
CB250	94 - 98	12	6	506 014 005 310 4	YTX7L-BS
CB250 D, G	79 - 82	12	12	512 011 012 310 0	12N12A-4A-1 YB12A-A
CB250 Nighthawk	91 - 03	12	6	506 014 005 310 4	YTX7L-BS
CB250K5	75	12	12	512 011 012 310 0	12N12A-4A-1 YB12A-A
CB250T	79	12	12	512 011 012 310 0	12N12A-4A-1 YB12A-A
CBR250 R, RR		12	6	506 014 005 310 4	YTX7L-BS
CBX250	85 - 87	12	8	508 012 008 310 4	YTX9-BS
CD250U	85 - 89	12	9	509 014 008 310 4	12N9-4B-1
		12	8	508 012 008 310 4	YB9-B YTX9-BS
CH250 Elite [Roller]	85 - 90	12	10	510 012 009 310 4	YTX12-BS
CJ250T	77	12	9	509 014 008 310 4	12N9-4B-1 YB9-B
CL250SC	81 - 82	12	9	509 014 008 310 4	12N9-4B-1 YB9-B
CM250C	82	12	9	509 014 008 310 4	12N9-4B-1 YB9-B
CM250T		12	12	512 011 012 310 0	12N12A-4A-1 YB12A-A
CMX250C Custom	82 - 83	12	9	509 014 008 310 4	12N9-4B-1 YB9-B
CMX250C Rebel	96 - 03	12	6	506 014 005 310 4	YTX7L-BS




<b>HONDA</b>		V	Ah	ETN	JIS-Code
CMX250CD Rebel LTD	85 - 87	12	9	509 015 008 310 0	12N9-3B YB9L-B
CMX250C[T] Rebel	96	12	6	506 014 005 310 4	YTX7L-BS
CN250 Helix	86 - 96	12	10	510 012 009 310 4	YTX12-BS
FES250V Foresight	97	12	10	510 012 009 310 4	YTX12-BS
Freeway 250		12	10	510 012 009 310 4	YTX12-BS
NSR250RR/R2T	97	12	3	503 012 001 310 0	YB3L-A
NX250	88 - 95	12	6	506 014 005 310 4	YTX7L-BS
VT250, CS	97	12	6	506 014 005 310 4	YTX7L-BS
VTR250 Interceptor	88 - 90	12	9	509 014 008 310 4	12N9-4B-1 YB9-B
VTZ250		12	9	509 014 008 310 4	12N9-4B-1 YB9-B
XL250 K1, K2, K3, K4		6	6	006 011 003 310 0	6N6-3B
XL250R	82 - 86	12	3	503 012 001 310 0	YB3L-A
XL250S [A,B]	73 - 83	6	4	004 014 001 310 0	6N4-2A-2 6N4-2A-4 6N4-2A-7 6N4A-2A-4
XR250, L, R	91 - 96	12	3	503 014 003 310 4	YT4L-BS
<b>350 CCM</b>					
CB350, F, G, K	73	12	12	512 011 012 310 0	12N12A-4A-1 YB12A-A
CB350S	86	12	12	512 015 012 310 0	YB12A-B
XR350R	84 - 87	12	3	503 012 001 310 0	YB3L-A
<b>400 CCM</b>					
CB400 Super Four	01	12	8	508 901 015 310 4	YTZ10S-BS
CB400 N, NC, T	76 - 82	12	12	512 011 012 310 0	12N12A-4A-1 YB12A-A
CB400C Custom	79 - 81	12	12	512 011 012 310 0	12N12A-4A-1 YB12A-A
CB400F CB-1	89 - 90	12	8	508 012 008 310 4	YTX9-BS
CB400T Hawk, Hawk II		12	12	512 011 012 310 0	12N12A-4A-1 YB12A-A
CBR400RRR	86 - 89	12	8	508 012 008 310 4	YTX9-BS
CBR400RRR	92 - 94	12	6	506 014 005 310 4	YTX7L-BS
CM400, A, B, C, E, T	80 - 84	12	12	512 011 012 310 0	12N12A-4A-1 YB12A-A

 **VARTA**

BY JOHNSON CONTROLS

<b>HONDA</b>		V	Ah	ETN	JIS-Code
NV400C	95	12	8	508 012 008 310 4	YTX9-BS
VFR400 R, R2 M	90 - 91	12	6	506 015 005 310 4	YTX7A-BS
<b>450 CCM</b>					
CB450K [1-5]	85 - 89	12	12	512 011 012 310 0	12N12A-4A-1 YB12A-A
CB450N	85	12	12	512 013 012 310 0	YB12AL-A YB12AL-A2
CB450S	86 - 87	12	12	512 015 012 310 0	YB12A-B
CB450S [J]	88	12	14	514 014 014 310 0	YB14-B2
CB450SC	82 - 86	12	12	512 015 012 310 0	YB12A-B
CB450SC Nighthawk	82 - 86	12	12	512 011 012 310 0	12N12A-4A-1 YB12A-A
CB450T Hawk	82	12	12	512 011 012 310 0	12N12A-4A-1 YB12A-A
CM450A Hondamatic	82 - 87	12	12	512 011 012 310 0	12N12A-4A-1 YB12A-A
CMX450, Rebel	86 - 88	12	12	512 011 012 310 0	12N12A-4A-1 YB12A-A
<b>500 CCM</b>					
CB500, R, S, T	94 - 98	12	8	508 012 008 310 4	YTX9-BS
CB500F	71 - 87	12	12	512 011 012 310 0	12N12A-4A-1 YB12A-A
CX500	78 - 82	12	14	514 011 014 310 4	12N14-3A YB14L-A2
CX500 Euro, Turbo	79 - 82	12	14	514 011 014 310 4	12N14-3A YB14L-A2
CX500E[C]	82	12	14	514 011 014 310 4	12N14-3A YB14L-A2
CX500N		12	12	512 011 012 310 0	12N12A-4A-1 YB12A-A
FT500 Ascot	82 - 85	12	14	514 011 014 310 4	12N14-3A YB14L-A2
GB500 Clubman	89 - 90	12	12	512 015 012 310 0	YB12A-B
GL500 SilverWing	79 - 84	12	14	514 011 014 310 4	12N14-3A YB14L-A2
NX500 Dominator	91 - 92	12	8	508 012 008 310 4	YTX9-BS
VF500 F, F2	85	12	12	512 011 012 310 0	12N12A-4A-1 YB12A-A
VF500CV30 Magna	84 - 85	12	12	512 011 012 310 0	12N12A-4A-1 YB12A-A
VF500F Interceptor	84 - 86	12	12	512 011 012 310 0	12N12A-4A-1 YB12A-A



<b>HONDA</b>		V	Ah	ETN	JIS-Code
VT500	81 - 87	12	12	512 011 012 310 0	12N12A-4A-1 YB12A-A
XBR500 F,G	85 - 87	12	12	512 011 012 310 0	12N12A-4A-1 YB12A-A
XBR500 H, J, S	85 - 88	12	14	514 014 014 310 0	YB14-B2
XL500R	82	12	3	503 012 001 310 0	YB3L-A
XL500S	79 - 81	6	4	004 014 001 310 0	6N4-2A-2 6N4-2A-4 6N4-2A-7 6N4A-2A-4
<b>550 CCM</b>					
CB550	74 - 81	12	12	512 011 012 310 0	12N12A-4A-1 YB12A-A
CB550K[3]		12	12	512 011 012 310 0	12N12A-4A-1 YB12A-A
CB550SC Nighthawk	83	12	12	512 013 012 310 0	YB12AL-A YB12AL-A2
CBX550	82	12	12	512 011 012 310 0	12N12A-4A-1 YB12A-A
<b>600 CCM</b>					
CB F Hornet/S	98 - 98	12	6	506 014 005 310 4	YTX7L-BS
CB F Hornet/S	02 - 03	12	8	508 901 015 310 4	YTZ10S-BS
CBR600 F4i	01 - 03	12	8	508 901 015 310 4	YTZ10S-BS
CBR600F Hornet	01	12	8	508 901 015 310 4	YTZ10S-BS
CBR 600 F41	01 - 02	12	8	508 901 015 310 4	YTZ10S-BS
CBR600 F2, F3	87 - 99	12	8	508 012 008 310 4	YTX9-BS
CBR600F Hurricane 600	87 - 90	12	8	508 012 008 310 4	YTX9-BS
CBX600E	83	12	12	512 013 012 310 0	YB12AL-A YB12AL-A2
NTV600	89 - 91	12	8	508 012 008 310 4	YTX9-BS
NV600C	89 - 94	12	8	508 012 008 310 4	YTX9-BS
VT600	87 - 03	12	8	508 012 008 310 4	YTX9-BS
XL600 D, F, H, L	83 - 87	12	3	503 012 001 310 0	YB3L-A
XL600 LM, RM	85 - 91	12	14	514 012 014 310 0	YB14-A2
XL600V		12	12	512 015 012 310 0	YB12A-B
XL600V H, J, K	87 - 89	12	14	514 014 014 310 0	YB14-B2
XL600V L, M, N, P	90 - 93	12	14	514 014 014 310 0	YB14-B2
XL600V Transalp	89 - 90	12	12	512 015 012 310 0	YB12A-B

 **VARTA**

BY JOHNSON CONTROLS


<b>HONDA</b>		V	Ah	ETN	JIS-Code
XL600V[R]	94 - 95	12	12	512 015 012 310 0	YB12A-B
XL600V[T]	96	12	12	512 015 012 310 0	YB12A-B
<b>650 CCM</b>					
NT650 V	98 - 98	12	10	510 901 012 310 4	YTR9-BS
CB650, A, C, SC	80	12	12	512 011 012 310 0	12N12A-4A-1 YB12A-A
CBX 650 E, EO, SC	83 - 87	12	12	512 013 012 310 0	YB12AL-A YB12AL-A2
CX 650 C, CD, E, T	83	12	14	514 012 014 310 0	YB14-A2
FX650	99	12	8	508 012 008 310 4	YTX9-BS
GL 650, D, D2	83	12	14	514 011 014 310 4	12N14-3A YB14L-A2
NT650 Hawk GT	88 - 91	12	8	508 012 008 310 4	YTX9-BS
NT650 V	01	12	8	508 901 015 310 4	YTZ10S-BS
NTV 650 Series	88 - 96	12	8	508 012 008 310 4	YTX9-BS
NX650	88 - 97	12	8	508 012 008 310 4	YTX9-BS
SCR 650	00	12	10	510 901 012 310 4	YTR9-BS
SLR650		12	10	510 901 012 310 4	YTR9-BS
XR650L	93 - 03	12	8	508 012 008 310 4	YTX9-BS
XRV650	88 - 89	12	14	514 014 014 310 0	YB14-B2
<b>700 CCM</b>					
VF700C Magna	84 - 86	12	14	514 012 014 310 0	YB14-A2
VF700C Magna	87	12	12	512 011 012 310 0	12N12A-4A-1 YB12A-A
VF700F Interceptor	84 - 85	12	14	514 012 014 310 0	YB14-A2
VF700S Sabra	84 - 85	12	14	514 011 014 310 4	12N14-3A YB14L-A2
VFR700F	86 - 87	12	12	512 015 012 310 0	YB12A-B
VT700C Shadow	86 - 87	12	14	514 014 014 310 0	YB14-B2
<b>750 CCM</b>					
750K Limited Edition	79	12	14	514 011 014 310 4	12N14-3A YB14L-A2
CB750 Nighthawk	91 - 03	12	14	514 012 014 310 0	YB14-A2
CB750, C, F, F2	88	12	14	514 011 014 310 4	12N14-3A YB14L-A2
CB750C Custom	80 - 82	12	14	514 011 014 310 4	12N14-3A YB14L-A2
CB750F Super Sport	75 - 82	12	14	514 011 014 310 4	12N14-3A YB14L-A2
CB750FA	93 - 95	12	14	514 012 014 310 0	YB14-A2
CB750FII	91 - 98	12	14	514 012 014 310 0	YB14-A2




<b>HONDA</b>		V	Ah	ETN	JIS-Code
CB750FII[N,R,S]	92 - 95	12	20	520 012 020 310 0	Y50-N18L-A Y50-N18L-A2
CB750K	69 - 82	12	14	514 011 014 310 4	12N14-3A YB14L-A2
CB750SC Nighthawk	82 - 83	12	14	514 011 014 310 4	12N14-3A YB14L-A2
CBX750F	84 - 86	12	14	514 012 014 310 0	YB14-A2
NR750	92	12	10	510 012 009 310 4	YTX12-BS
NV750	97 - 98	12	12	512 014 010 310 4	YTX14-BS
RVF750R	94 - 96	12	8	508 012 008 310 4	YTX9-BS
VF750C	87	12	14	514 012 014 310 0	YB14-A2
VF750C C2 D Magna	94 - 03	12	10	510 012 009 310 4	YTX12-BS
VF750C Magna	82 - 84	12	14	514 012 014 310 0	YB14-A2
VF750C Magna	88	12	12	512 011 012 310 0	12N12A-4A-1 YB12A-A
VF750C Magna	93 - 97	12	8	508 012 008 310 4	YTX9-BS
VF750CD Magna Deluxe	95 - 97	12	10	510 012 009 310 4	YTX12-BS
VF750C[P-T]	93 - 97	12	10	510 012 009 310 4	YTX12-BS
VF750FV45 Interceptor	83 - 84	12	14	514 012 014 310 0	YB14-A2
VFR750-R[J,K]	88 - 91	12	8	508 012 008 310 4	YTX9-BS
VFR750F	86	12	12	512 015 012 310 0	YB12A-B
VFR750F	90 - 97	12	10	510 012 009 310 4	YTX12-BS
VFR750F[H,J,K]	86 - 89	12	14	514 014 014 310 0	YB14-B2
VFR750R	88 - 90	12	8	508 012 008 310 4	YTX9-BS
VT750 Custom	87	12	14	514 014 014 310 0	YB14-B2
VT750C	98 - 99	12	12	512 014 010 310 4	YTX14-BS
VT750C Shadow	98 - 00	12	12	512 014 010 310 4	YTX14-BS
VT750CD CD2 Shadow Deluxe	98 - 02	12	12	512 014 010 310 4	YTX14-BS
VT750CDA B C D Shadow A.C.E. Deluxe	02 - 03	12	12	512 014 010 310 4	YTX14-BS
VT750DC A B Shadow Spirit	01 - 03	12	11	511 902 023 310 4	YTZ14S-BS
XLV750R	83 - 84	12	14	514 014 014 310 0	YB14-B2

**VARTA**

BY JOHNSON CONTROLS


<b>HONDA</b>		V	Ah	ETN	JIS-Code
XRV750 AfricaTwin	90 - 92	12	14	514 014 014 310 0	YB14-B2
XRV750 AfricaTwin	93 - 98	12	12	512 014 010 310 4	YTX14-BS
XRV750[T]	96	12	12	512 014 010 310 4	YTX14-BS
<b>800 CCM</b>					
VFR800	01	12	9	509 901 020 310 4	YTZ12S-BS
VFR800 P	01 - 02	12	11	511 902 023 310 4	YTX14S-BS
PC800 Pacific Coast	89 - 98	12	10	510 012 009 310 4	YTX12-BS
VFR 800 FI Interceptor	02	12	8	508 901 015 310 4	YTX10S-BS
VFR800FI	99	12	10	510 012 009 310 4	YTX12-BS
VFR800FI Interceptor	98 - 01	12	10	510 012 009 310 4	YTX12-BS
VT800C Shadow	88	12	14	514 014 014 310 0	YB14-B2
<b>900 CCM</b>					
CB900	79 - 82	12	14	514 011 014 310 4	12N14-3A YB14L-A2
CBR 900 F	01	12	8	508 901 015 310 4	YTX10S-BS
CBR RR FIREBLADE	00	12	8	508 901 015 310 4	YTX10S-BS
CBR900 R, RR Fire Blade	92 - 98	12	8	508 012 008 310 4	YTX9-BS
<b>919 CCM</b>					
CB900F	02 - 03	12	8	508 901 015 310 4	YTX10S-BS
<b>929 CCM</b>					
CBR929R	00	12	8	508 901 015 310 4	YTX10S-BS
CBR 929 RR	02	12	8	508 901 015 310 4	YTX10S-BS
<b>1000 CCM</b>					
Varadero	03	12	18	518 902 026 310 4	YTX20-BS
CB1000	93 - 96	12	10	510 012 009 310 4	YTX12-BS
CB1000C Custom	83	12	14	514 011 014 310 4	12N14-3A YB14L-A2
CBR1000	85 - 96	12	14	514 013 014 310 0	YB14L-B2
CBR1000F Hurricane	87 - 97	12	14	514 013 014 310 0	YB14L-B2
CBX1000 (74 kW)	78 - 83	12	14	514 011 014 310 4	12N14-3A YB14L-A2
CBX1000 Super Sport	79 - 82	12	18	518 901 026 310 4	YTX20L-BS




<b>HONDA</b>		V	Ah	ETN	JIS-Code
CBX1000 Super Sport	82	12	20	520 012 020 310 0	Y50-N18L-A Y50-N18L-A2
GL1000LTD GoldWing LE	76	12	20	520 012 020 310 0	Y50-N18L-A Y50-N18L-A2
Varadero	99	12	12	512 014 010 310 4	YTX14-BS
VF1000 F, R	84 - 86	12	16	516 015 016 310 0	YB16B-A YB16B-A1
VTR1000	00	12	9	509 901 020 310 4	YTZ12S-BS
<b>1100 CCM</b>					
Aspencade	82 - 83	12	20	520 012 020 310 0	Y50-N18L-A Y50-N18L-A2
CB1100D	81 - 83	12	14	514 011 014 310 4	12N14-3A YB14L-A2
CB1100F Super Sport	83	12	14	514 011 014 310 4	12N14-3A YB14L-A2
CB1100RD	91	12	12	512 013 012 310 0	YB12AL-A YB12AL-A2
CBR1100XX	97 - 00	12	10	510 012 009 310 4	YTX12-BS
CBR1100XX	01 - 03	12	9	509 901 020 310 4	YTZ12S-BS
GL1100 DX	80 - 83	12	20	520 012 020 310 0	Y50-N18L-A Y50-N18L-A2
ST1100 Pan European ABS-TCS	90	12	12	512 014 010 310 4	YTX14-BS
VF1100C V65 Magna	83 - 86	12	18	518 400 018 310 0	
VF1100S Sabre	84 - 85	12	18	518 901 026 310 4	YTX20L-BS
VT1100	83	12	12	512 014 010 310 4	YTX14-BS
<b>1200 CCM</b>					
Aspencade SE-i	86	12	20	520 012 020 310 0	Y50-N18L-A Y50-N18L-A2
GL1200	84	12	20	520 012 020 310 0	Y50-N18L-A Y50-N18L-A2
<b>1300 CCM</b>					
CB1300 Super Four	01	12	11	511 902 023 310 4	YTZ14S-BS
ST1300	03	12	11	511 902 023 310 4	YTZ14S-BS
YTX1300S Retro	03	12	12	512 014 010 310 4	YTX14-BS

 **VARTA**

BY JOHNSON CONTROLS

		V	Ah	ETN	JIS-Code
<b>HONDA</b>					
<b>1500 CCM</b>					
GL 1500 Gold Wing	88 - 00	12 12	20 18	520 012 020 310 0 518 902 026 310 4	Y50-N18L-A Y50-N18L-A2 YTX20-BS
GL1500 Valkyrie	97 - 03	12	12	512 014 010 310 4	YTX14-BS
<b>1800 CCM</b>					
GL 1800 Gold Wing	01 - 03	12	18	518 901 026 310 4	YTX20L-BS
R Retro	02 - 03	12	18	518 901 026 310 4	YTX20L-BS
<b>HUSQVARNA</b>					
<b>125 CCM</b>					
SM125S		12	3	503 014 003 310 4	YT4L-BS
<b>450 CCM</b>					
SM450R		12	3	503 014 003 310 4	YT4L-BS
<b>610 CCM</b>					
SM610S	99	12	3	503 014 003 310 4	YT4L-BS
TE610	98	12	3	503 014 003 310 4	YT4L-BS
<b>HYOSUNG</b>					
<b>50 CCM</b>					
SB Super Cab		12	3	503 014 003 310 4	YT4L-BS
<b>100 CCM</b>					
Cab 100	04 - 05	12	3	503 014 003 310 4	YT4L-BS
EZ100		12	3	503 014 003 310 4	YT4L-BS
<b>INNOCENTI</b>					
<b>125 CCM</b>					
Lambretta LI/LD		6	12	012 014 008 310 0	6N11A-3A
<b>150 CCM</b>					
Lambretta LI/LD		12	6	506 014 005 310 4	YTX7L-BS
<b>175 CCM</b>					
Lambretta LI/LD		6	12	012 014 008 310 0	6N11A-3A
<b>200 - 600 CCM</b>					
Lambro		12	25	525 015 022 310 0	Y60-N24L-A




		V	Ah	ETN	JIS-Code
<b>ITALJET</b>					
<b>50 CCM</b>					
Adly		12	5	505 012 003 310 0	12N5-3B YB5L-B
Bazooka		12	4	504 011 002 310 4	YB4L-B
Dragster	97 - 04	12	4	504 011 002 310 4	YB4L-B
Formula	95 - 04	12	4	504 011 002 310 4	YB4L-B
Velocifero	95 - 00	12	4	504 011 002 310 4	YB4L-B
<b>125 - 150 CCM</b>					
Dragster	99 - 99	12	11	511 013 009 310 0	12N10-3B YB10L-B YB10L-B2
Formula	97	12	9	509 014 008 310 4	12N9-4B-1 YB9-B
Millenium		12	6	506 015 005 310 4	YTX7A-BS
Torpedo T4	00 - 04	12	9	509 014 008 310 4	12N9-4B-1 YB9-B
<b>180 CCM</b>					
Dragster	99 - 99	12	12	512 014 010 310 4	YTX14-BS
<b>KAWASAKI</b>					
<b>50 CCM</b>					
AE 50	81 - 82	6	6	006 013 003 310 0	6N6-1D-2
AR 20		6	6	006 013 003 310 0	6N6-1D-2
AR 50	80	6	6	006 013 003 310 0	6N6-1D-2
AV 50-A	79 - 92	6	6	006 013 003 310 0	6N6-1D-2
KMX 50-B1	85	6	6	006 013 003 310 0	6N6-1D-2
<b>80 CCM</b>					
AE 80	81 - 98	6	6	006 013 003 310 0	6N6-1D-2
AR 80	98	6	6	006 013 003 310 0	6N6-1D-2
KMX 80-B1	85	6	6	006 013 003 310 0	6N6-1D-2
<b>90 CCM</b>					
AN 90 B	95	12	6	506 012 004 310 0	12N5.5A-3B
<b>100 CCM</b>					
KB 100 [BAJAJ]		12	5	505 012 003 310 0	12N5-3B YB5L-B
KE 100	76 - 01	6	6	006 013 003 310 0	6N6-1D-2

 **VARTA**

BY JOHNSON CONTROLS

<b>KAWASAKI</b>		V	Ah	ETN	JIS-Code
KH 100 G5, G6, G7, G8, H		6	6	006 012 003 310 0	6N6-3B-1
KM 100, A	79 - 81	6	6	006 013 003 310 0	6N6-1D-2
<b>125 CCM</b>					
AR 125		12	5	505 012 003 310 0	12N5-3B YB5L-B
BN 125	94 - 02	12	9	509 014 008 310 4	12N9-4B-1 YB9-B
K 125 K	94	6	6	006 012 003 310 0	6N6-3B-1
K 125-K7	94	12	3	503 013 001 310 0	YB3L-B
KDX 125		12	3	503 012 001 310 0	YB3L-A
KE 125-A	76 - 83	6	6	006 013 003 310 0	6N6-1D-2
KH 125 K1-K6		6	6	006 012 003 310 0	6N6-3B-1
KH 125 K10		12	3	503 013 001 310 0	YB3L-B
KMX 125 Series	86	12	4	504 011 002 310 4	YB4L-B
<b>175 CCM</b>					
KDX 175 B1, B2	92	6	4	004 012 001 310 0	6N4B-2A 6N4B-2A-3
KE 175, D, F	80 - 85	6	6	006 013 003 310 0	6N6-1D-2
KMX 125 B6	90	12	3	503 012 001 310 0	YB3L-A
KV 175, A8, A9		6	6	006 013 003 310 0	6N6-1D-2
<b>200 CCM</b>					
KDX 200		12	3	503 012 001 310 0	YB3L-A
KMX 200 A2-A5	88 - 97	12	4	504 011 002 310 4	YB4L-B
<b>250 CCM</b>					
BJ 250 A2, A3, C3	94 - 96	12	8	508 012 008 310 4	YTX9-BS
EL 250	88 - 96	12	9	509 016 008 310 0	YB9L-A2
EL 250 A	95	12	6	506 014 005 310 4	YTX7L-BS
ER 250	83 - 95	12	9	509 015 008 310 0	12N9-3B YB9L-B
EX 250		12	9	509 016 008 310 0	YB9L-A2
EX 250 Ninja	86 - 94	12	9	509 016 008 310 0	YB9L-A2
EX 250-F Ninja 250	95 - 03	12	6	506 014 005 310 4	YTX7L-BS
GPX 250	87	12	9	509 016 008 310 0	YB9L-A2
GPZ 250 Belt Drive	83	12	9	509 016 008 310 0	YB9L-A2
KL 250	78 - 84	6	6	006 013 003 310 0	6N6-1D-2
KL 250 D2-D16		12	4	504 011 002 310 4	YB4L-B
KL 250 G	97	12	6	506 014 005 310 4	YTX7L-BS
KL 250 Super Sherpa	00 - 03	12	6	506 014 005 310 4	YTX7L-BS



<b>KAWASAKI</b>		V	Ah	ETN	JIS-Code
KLX 250 B2	80 - 84	6	4	004 012 001 310 0	6N4B-2A 6N4B-2A-3
KLX 250 ES G1, G2	94 - 95	12	6	506 014 005 310 4	YTX7L-BS
KZ 250 A, C, D LTD, G LTD, L CSR, W LTD		12	11	511 012 009 310 0	12N10-3A 12N10-3A-1 12N10-3A-2 YB10L-A2
KZ 250 CSR	80 - 83	12	11	511 012 009 310 0	12N10-3A 12N10-3A-1 12N10-3A-2 YB10L-A2
LX 250 F, G	95	12	11	511 012 009 310 0	12N10-3A 12N10-3A-1 12N10-3A-2 YB10L-A2
Z 250 LTD	80 - 82	12	11	511 012 009 310 0	12N10-3A 12N10-3A-1 12N10-3A-2 YB10L-A2
ZR250A, B Balius	91	12	6	506 014 005 310 4	YTX7L-BS
ZXR 250, R	90	12	9	509 016 008 310 0	YB9L-A2
ZZ-R [EX 250 H]		12 12	9 6	509 016 008 310 0 506 014 005 310 4	YB9L-A2 YTX7L-BS
<b>305 CCM</b>					
EX 305-B GP	83	12	9	509 016 008 310 0	YB9L-A2
KZ 305 A, B CSR, B LTD	81 - 88	12	11	511 012 009 310 0	12N10-3A 12N10-3A-1 12N10-3A-2 YB10L-A2
<b>400 CCM</b>					
EN 400	94	12	12	512 011 012 310 0	12N12A-4A-1 YB12A-A
EX 400		12	14	514 011 014 310 4	12N14-3A YB14L-A2
FX 400 R [ZX 400 A]		12	12	512 011 012 310 0	12N12A-4A-1 YB12A-A
KH 400	92	12	6	506 011 004 310 0	12N5.5-3B
KLE 400	91	12	10	510 012 009 310 4	YTX12-BS
KLX 400 R, SR	03	12	7	507 901 012 310 4	YT7B-BS
KX 400 H	79	12	12	512 011 012 310 0	12N12A-4A-1 YB12A-A

 **VARTA**

BY JOHNSON CONTROLS


<b>KAWASAKI</b>		V	Ah	ETN	JIS-Code
KZ 400	77 - 82	12	12	512 011 012 310 0	12N12A-4A-1 YB12A-A
LE 400, A	92	12	10	510 012 009 310 4	YTX12-BS
VN 400 A	95	12	10	510 012 009 310 4	YTX12-BS
Z 400	76	12	12	512 011 012 310 0	12N12A-4A-1 YB12A-A
ZR 400 C	93	12	10	510 012 009 310 4	YTX12-BS
ZR 400 D Xanthus	92	12	8	508 012 008 310 4	YTX9-BS
ZRX, II	95	12	8	508 012 008 310 4	YTX9-BS
ZX 400 H	92	12	12	512 011 012 310 0	12N12A-4A-1 YB12A-A
ZXR 400, R	91	12	8	508 012 008 310 4	YTX9-BS
<b>440 CCM</b>					
KZ 440 A LTD, C, D		12	12	512 011 012 310 0	12N12A-4A-1 YB12A-A
Z 440, A, B, C, H, LTD	80 - 85	12	12	512 011 012 310 0	12N12A-4A-1 YB12A-A
<b>450 CCM</b>					
EN 450-A6		12	12	512 011 012 310 0	12N12A-4A-1 YB12A-A
Z 450 LTD	85 - 89	12	12	512 011 012 310 0	12N12A-4A-1 YB12A-A
<b>500 CCM</b>					
EN 500 C1	96	12	12	512 013 012 310 0	YB12AL-A YB12AL-A2
EN 500 LTD	90 - 95	12	12	512 011 012 310 0	12N12A-4A-1 YB12A-A
EN 500, A1, A2	89	12	12	512 011 012 310 0	12N12A-4A-1 YB12A-A
EN 500-A Vulcan	90 - 96	12	12	512 011 012 310 0	12N12A-4A-1 YB12A-A
EN 500-C Vulcan LTD	96 - 03	12	12	512 013 012 310 0	YB12AL-A YB12AL-A2
ER 5	97	12	10	510 012 009 310 4	YTX12-BS
EX 500, A4, A5, B3, B4	93	12	14	514 011 014 310 4	12N14-3A YB14L-A2
EX 500-D Ninja	94 - 03	12	14	514 011 014 310 4	12N14-3A YB14L-A2
GPZ 500 S A1	87 - 96	12	14	514 011 014 310 4	12N14-3A YB14L-A2
KH 500 A	76	12	9	509 015 008 310 0	12N9-3B YB9L-B
KLE 500	91 - 00	12	10	510 012 009 310 4	YTX12-BS




<b>KAWASAKI</b>		V	Ah	ETN	JIS-Code
Ninja 500	95	12	14	514 011 014 310 4	12N14-3A YB14L-A2
Z 500, B, LTD		12	12	512 011 012 310 0	12N12A-4A-1 YB12A-A
<b>550 CCM</b>					
GPZ 550 A1-A6	84 - 89	12	12	512 011 012 310 0	12N12A-4A-1 YB12A-A
GT 550	83 - 90	12	12	512 011 012 310 0	12N12A-4A-1 YB12A-A
GTZ 550		12	12	512 011 012 310 0	12N12A-4A-1 YB12A-A
VLE 500 A	91	12	10	510 012 009 310 4	YTX12-BS
Z 550 B, C, D, F, G, GT, LTD	80 - 84	12	12	512 011 012 310 0	12N12A-4A-1 YB12A-A
Zephyr 550 [B1-B4]	90 - 93	12	12	512 011 012 310 0	12N12A-4A-1 YB12A-A
Zephyr 550 [B5-B6]	94 - 95	12	10	510 012 009 310 4	YTX12-BS
ZR 550 B Zephyr	90 - 92	12	12	512 011 012 310 0	12N12A-4A-1 YB12A-A
ZX 550-A GPz	84 - 86	12	12	512 011 012 310 0	12N12A-4A-1 YB12A-A
ZZ-R 500 Ninja	98	12	10	510 012 009 310 4	YTX12-BS
<b>600 CCM</b>					
GPX 600	88	12	12	512 011 012 310 0	12N12A-4A-1 YB12A-A
GPZ 600 R	85 - 90	12	12	512 011 012 310 0	12N12A-4A-1 YB12A-A
KL 600 R KLAR	84 - 92	12	4	504 011 002 310 4	YB4L-B
KL 600, A4, B6		12	14	514 011 014 310 4	12N14-3A YB14L-A2
KLR 600 B1-B5	85 - 89	12	14	514 011 014 310 4	12N14-3A YB14L-A2
ZL 600, A, E	86 - 87	12	12	512 011 012 310 0	12N12A-4A-1 YB12A-A
ZR 600		12	12	512 011 012 310 0	12N12A-4A-1 YB12A-A
ZX 600 E ZZR Ninja	93 - 02	12	10	510 012 009 310 4	YTX12-BS
ZX 600 G, H		12	10	510 012 009 310 4	YTX12-BS
ZX-6R	98	12	8	508 012 008 310 4	YTX9-BS

 **VARTA**

BY JOHNSON CONTROLS


<b>KAWASAKI</b>		V	Ah	ETN	JIS-Code
ZX-6R F1, F2	95 - 96	12	10	510 012 009 310 4	YTX12-BS
ZZ-R 600 [D1-D3]	90 - 92	12	12	512 011 012 310 0	12N12A-4A-1 YB12A-A
ZZ-R 600[E1-E3]	93 - 95	12	10	510 012 009 310 4	YTX12-BS
ZZR 600	03	12	10	510 012 009 310 4	YTX12-BS
<b>650 CCM</b>					
EJ 650	99 - 00	12	12	512 014 010 310 4	YTX14-BS
GPZ 650, R		12	12	512 011 012 310 0	12N12A-4A-1 YB12A-A
KL 650	87 - 03	12	14	514 011 014 310 4	12N14-3A YB14L-A2
KLR 650 A1-A2, B1-B2, C1-C2	87 - 96	12	14	514 011 014 310 4	12N14-3A YB14L-A2
KLX 650 [C1-C2]	93 - 97	12	8	508 012 008 310 4	YTX9-BS
KZ 650	77 - 83	12	11	511 012 009 310 0	12N10-3A 12N10-3A-1 12N10-3A-2 YB10L-A2
KZ 650 H CSR	81 - 83	12	12	512 011 012 310 0	12N12A-4A-1 YB12A-A
W650	00 - 02	12	12	512 014 010 310 4	YTX14-BS
<b>700 CCM</b>					
KZ700 A	84	12	12	512 011 012 310 0	12N12A-4A-1 YB12A-A
VN 700 ZN 700-A LTD	84 - 85	12	14	514 011 014 310 4	12N14-3A YB14L-A2
<b>750 CCM</b>					
750L ZX7	96	12	8	508 012 008 310 4	YTX9-BS
GPX 750 R	86	12	14	514 011 014 310 4	12N14-3A YB14L-A2
GPZ 750	83 - 86	12	14	514 011 014 310 4	12N14-3A YB14L-A2
GPZ 750 [R1]		12	12	512 011 012 310 0	12N12A-4A-1 YB12A-A
GT 750	89	12	14	514 011 014 310 4	12N14-3A YB14L-A2
KZ 750	76	12	14	514 011 014 310 4	12N14-3A YB14L-A2
KZ 750 E	80 - 83	12	12	512 011 012 310 0	12N12A-4A-1 YB12A-A
KZ 750 N Spectre		12	14	514 011 014 310 4	12N14-3A YB14L-A2
KZ 750-L Ninja	93	12	8	508 012 008 310 4	YTX9-BS



<b>KAWASAKI</b>		V	Ah	ETN	JIS-Code
KZ 750-R GP	82	12	12	512 011 012 310 0	12N12A-4A-1 YB12A-A
VN 750 A6, A7, T	86 - 95	12	14	514 011 014 310 4	12N14-3A YB14L-A2
VN 750-A	84 - 03	12	14	514 011 014 310 4	12N14-3A YB14L-A2
Z 750 GP (57 kW)	82 - 84	12	12	512 011 012 310 0	12N12A-4A-1 YB12A-A
Z 750 GT	82 - 87	12	14	514 011 014 310 4	12N14-3A YB14L-A2
Zephyr 750[C,D]	91 - 96	12	10	510 012 009 310 4	YTX12-BS
ZN 750 A LTD	84 - 85	12	14	514 011 014 310 4	12N14-3A YB14L-A2
ZR 750	91 - 03	12	10	510 012 009 310 4	YTX12-BS
ZR 750 C1, C4, D1, J1		12	10	510 012 009 310 4	YTX12-BS
ZX 750 F Ninja	87 - 90	12	14	514 011 014 310 4	12N14-3A YB14L-A2
ZX 750-H Ninja	90	12	12	512 013 012 310 0	YB12AL-A YB12AL-A2
ZX 750-J Ninja	91 - 95	12	12	512 013 012 310 0	YB12AL-A YB12AL-A2
ZX-7R [P1]	96 - 03	12	10	510 012 009 310 4	YTX12-BS
ZX-7RR Ninja	91 - 97	12	8	508 012 008 310 4	YTX9-BS
ZXR 750 J, L	91 - 95	12	10	510 012 009 310 4	YTX12-BS
ZXR 750 R, K, M	91 - 95	12	8	508 012 008 310 4	YTX9-BS
<b>800 CCM</b>					
VN 800 A1, B1 Classic	95	12	12	512 014 010 310 4	YTX14-BS
VN 800-A Vulcan 800	95 - 96	12	12	512 014 010 310 4	YTX14-BS
<b>900 CCM</b>					
GPZ 900 R	84 - 93	12	14	514 011 014 310 4	12N14-3A YB14L-A2
Z 1	73	12	14	514 011 014 310 4	12N14-3A YB14L-A2
Z 900	76	12	11	511 012 009 310 0	12N10-3A 12N10-3A-1 12N10-3A-2 YB10L-A2

 **VARTA**

BY JOHNSON CONTROLS

<b>KAWASAKI</b>		V	Ah	ETN	JIS-Code
ZL 900 A Eliminator	85 - 91	12	14	514 011 014 310 4	12N14-3A YB14L-A2
ZX 900-A Ninja	84 - 86	12	14	514 011 014 310 4	12N14-3A YB14L-A2
ZX 9R	94 - 97	12	10	510 012 009 310 4	YTX12-BS
ZX-9R	98 - 03	12	8	508 012 008 310 4	YTX9-BS
ZX-9R F Ninja	00 - 03	12	8	508 012 008 310 4	YTX9-BS
<b>990 CCM</b>					
ZL 1000	87 - 88	12	14	514 011 014 310 4	12N14-3A YB14L-A2
<b>1000 CCM</b>					
GPZ 1000 RX	86 - 87	12	14	514 011 014 310 4	12N14-3A YB14L-A2
GTR 1000 A1-A9	86 - 96	12	18	518 015 018 310 0	YB18L-A
KZ 1000	80 - 03	12	18	518 901 026 310 4	YTX20L-BS
KZ 1000 A		12	14	514 011 014 310 4	12N14-3A YB14L-A2
KZ 1000 CSR	81 - 83	12	18	518 901 026 310 4	YTX20L-BS
KZ 1000 G Classic	80	12	14	514 011 014 310 4	12N14-3A YB14L-A2
KZ 1000 J, K LTD, M CSR		12	18	518 015 018 310 0	YB18L-A
Z 1000	83	12	18	518 015 018 310 0	YB18L-A
Z 1000 ST [E2]		12	19	519 012 019 310 0	YB16-B
Z1-R [KZ 100 D]	78	12	14	514 011 014 310 4	12N14-3A YB14L-A2
ZG 1000 A Concours	86 - 03	12	18	518 901 026 310 4	YTX20L-BS
ZGT 1000 A	95	12	18	518 015 018 310 0	YB18L-A
ZL 1000 A Eliminator	87 - 92	12	14	514 011 014 310 4	12N14-3A YB14L-A2
ZX 10, B3, Tomcat	88 - 90	12	14	514 011 014 310 4	12N14-3A YB14L-A2
ZX 1000 A Concours	96 - 02	12	18	518 901 026 310 4	YTX20L-BS
ZX 1000 A Ninja	86 - 92	12	14	514 011 014 310 4	12N14-3A YB14L-A2
<b>1100 CCM</b>					
GPZ 1100 E1-E2	95 - 96	12	12	512 014 010 310 4	YTX14-BS
GPZ 1100 [B1]	81	12	19	519 011 019 310 0	YB16L-B
KZ 1100 LTD	81 - 83	12	18	518 901 026 310 4	YTX20L-BS
KZ 1100 Spectre	82 - 83	12	18	518 015 018 310 0	YB18L-A



<b>KAWASAKI</b>		V	Ah	ETN	JIS-Code
Ninja [ZX-11]	93 - 96	12	12	512 014 010 310 4	YTX14-BS
Z 1100 ST [A1/2]	82 - 85	12	18	518 015 018 310 0	YB18L-A
Zephyr 1100 [ZRT 10 A]	97 - 98	12	14	514 902 022 310 4	YTX16-BS
ZG 1100 A7,8	94	12	18	518 015 018 310 0	YB18L-A
ZN 1100-B LTD	84 - 85	12	14	514 011 014 310 4	12N14-3A YB14L-A2
ZR 1100 A, B	92 - 97	12	14	514 902 022 310 4	YTX16-BS
ZRX 1100	97	12	12	512 014 010 310 4	YTX14-BS
ZX 1100 C-G	99	12	12	512 014 010 310 4	YTX14-BS
ZX 1100-C Ninja ZX-11	90 - 95	12	14	514 011 014 310 4	12N14-3A YB14L-A2
ZX 1100-D Ninja	93 - 95	12	12	512 014 010 310 4	YTX14-BS
ZX 1100-D Ninja ZX-11	95 - 01	12	12	512 014 010 310 4	YTX14-BS
ZX 1100-E ABS	95 - 97	12	12	512 014 010 310 4	YTX14-BS
ZZR 1100[C]	90 - 92	12	14	514 011 014 310 4	12N14-3A YB14L-A2
<b>1200 CCM</b>					
ZG 1200 A		12	20	520 016 020 310 0	SY50-N18L-AT
ZG1200 Voyager XII	86 - 03	12	20	520 016 020 310 0	SY50-N18L-AT
ZRX 1200R	01 - 03	12	12	512 014 010 310 4	YTX14-BS
ZX 1200 A1	00	12	12	512 014 010 310 4	YTX14-BS
ZX-12R	00 - 03	12	12	512 014 010 310 4	YTX14-BS
ZZR 1200	02 - 03	12	12	512 014 010 310 4	YTX14-BS
<b>1300 CCM</b>					
KZ 1300 A Touring	79 - 82	12	20	520 012 020 310 0	Y50-N18L-A Y50-N18L-A2
Z 1300	79 - 83	12	20	520 012 020 310 0	Y50-N18L-A Y50-N18L-A2
ZG 1300, A	84 - 89	12	20	520 012 020 310 0	Y50-N18L-A Y50-N18L-A2
ZGT 1300 A	95	12	20	520 012 020 310 0	Y50-N18L-A Y50-N18L-A2
<b>1500 CCM</b>					
V 15		12	20	520 012 020 310 0	Y50-N18L-A Y50-N18L-A2

**VARTA**

BY JOHNSON CONTROLS


		V	Ah	ETN	JIS-Code
<b>KAWASAKI</b>					
VN 1500	96 - 03	12	14	514 902 022 310 4	YTX16-BS
VN 1500 A Vulcan 88	88 - 95	12	20	520 012 020 310 0	Y50-N18L-A Y50-N18L-A2
VN 1500 C Vulcan 1500L	96 - 97	12	20	520 012 020 310 0	Y50-N18L-A Y50-N18L-A2
VN 1500 G1 Vulcan Nomad	99	12	14	514 902 022 310 4	YTX16-BS
VN 1500 J1	99 - 00	12	14	514 902 022 310 4	YTX16-BS
VN 1500 L, N	99 - 03	12	14	514 902 022 310 4	YTX16-BS
VN 1500 SE	87 - 98	12	20	520 012 020 310 0	Y50-N18L-A Y50-N18L-A2
<b>KTM</b>					
<b>50 CCM</b>					
Co, Co Chrono	95	12	3	503 014 003 310 4	YT4L-BS
Kross		12	4	504 011 002 310 4	YB4L-B
<b>80 CCM</b>					
80 Chopper, PL		12	9	509 014 008 310 4	12N9-4B-1 YB9-B
<b>125 CCM</b>					
125LC2	96 - 97	12	3	503 014 003 310 4	YT4L-BS
Sting	97 - 98	12	3	503 014 003 310 4	YT4L-BS
<b>250 CCM</b>					
EXC Racing	00	12	4	504 012 003 310 4	YTX5L-BS
<b>400 CCM</b>					
E/XC Racing 4 Stroke	00 - 02	12	3	503 014 003 310 4	YT4L-BS
		12	4	504 012 003 310 4	YTX5L-BS
LC4 E/XC	96 - 98	12	8	508 012 008 310 4	YTX9-BS
LS-E	97	12	8	508 012 008 310 4	YTX9-BS
RXC LC4	96 - 01	12	8	508 012 008 310 4	YTX9-BS
<b>450 CCM</b>					
EXC Racing	00	12	4	504 012 003 310 4	YTX5L-BS
<b>500 CCM</b>					
500K4		12	9	509 014 008 310 4	12N9-4B-1 YB9-B
<b>520 CCM</b>					
E/XC	00 - 02	12	3	503 014 003 310 4	YT4L-BS
		12	4	504 012 003 310 4	YTX5L-BS
<b>525 CCM</b>					
EXC Racing	00	12	4	504 012 003 310 4	YTX5L-BS




<b>KTM</b>		V	Ah	ETN	JIS-Code
<b>550 CCM</b>					
LC		12	9	509 014 008 310 4	12N9-4B-1 YB9-B
<b>620 CCM</b>					
Adventure	96 - 98	12	8	508 012 008 310 4	YTX9-BS
LS-E	97	12	8	508 012 008 310 4	YTX9-BS
<b>640 CCM</b>					
Adventurer	99 - 02	12	8	508 012 008 310 4	YTX9-BS
<b>KYMCO</b>					
<b>50 CCM</b>					
Calypso, Cobra, Cross	99 - 99	12	4	504 012 003 310 4	YTX5L-BS
CX	95	12	3	503 014 003 310 4	YT4L-BS
CX Curio	95 - 99	12	3	503 014 003 310 4	YT4L-BS
Dj 50, Djw 50, Djx 50	97	12	3	503 014 003 310 4	YT4L-BS
Djy 50		12	3	503 014 003 310 4	YT4L-BS
Fever ZX	00 - 00	12	4	504 012 003 310 4	YTX5L-BS
K12	96 - 99	12	3	503 014 003 310 4	YT4L-BS
KB	97 - 99	12	3	503 014 003 310 4	YT4L-BS
People	00	12	4	504 012 003 310 4	YTX5L-BS
Sniper/Sniper DD	00	12	3	503 014 003 310 4	YT4L-BS
Top Boy	97 - 99	12	4	504 012 003 310 4	YTX5L-BS
<b>80 CCM</b>					
Filly 80	99 - 99	12	4	504 012 003 310 4	YTX5L-BS
<b>100 CCM</b>					
AS	99 - 99	12	4	504 012 003 310 4	YTX5L-BS
KB	97 - 99	12	4	504 012 003 310 4	YTX5L-BS
Top Boy	97 - 99	12	6	506 015 005 310 4	YTX7A-BS
<b>125 CCM</b>					
Bet & Win / Ego 125	00 - 05	12	8	508 012 008 310 4	YTX9-BS
Calypso	99 - 99	12	8	508 012 008 310 4	YTX9-BS
Dink/LX	97 - 99	12	8	508 012 008 310 4	YTX9-BS
Fox Hunt	96 - 99	12	6	506 015 005 310 4	YTX7A-BS

**VARTA**

BY JOHNSON CONTROLS


		V	Ah	ETN	JIS-Code
<b>KYMCO</b>					
Heroism	95 - 99	12	8	508 012 008 310 4	YTX9-BS
Jockey	99 - 99	12	6	506 015 005 310 4	YTX7A-BS
People 125	00 - 00	12	6	506 015 005 310 4	YTX7A-BS
Vivio		12	8	508 012 008 310 4	YTX9-BS
Zing 125	95 - 03	12	6	506 015 005 310 4	YTX7A-BS
<b>150 CCM</b>					
Bet & Win / Ego 150	00 - 05	12	8	508 012 008 310 4	YTX9-BS
Dink/LX	97 - 99	12	8	508 012 008 310 4	YTX9-BS
Fox Hunt	96 - 99	12	6	506 015 005 310 4	YTX7A-BS
Heroism	96 - 99	12	8	508 012 008 310 4	YTX9-BS
People		12	6	506 015 005 310 4	YTX7A-BS
Spacer	99 - 99	12	8	508 012 008 310 4	YTX9-BS
Vivio		12	8	508 012 008 310 4	YTX9-BS
Zing 150	95 - 03	12	6	506 015 005 310 4	YTX7A-BS
<b>250 CCM</b>					
Bet & Win / Ego 250	00 - 05	12	10	510 012 009 310 4	YTX12-BS
Dink		12	10	510 012 009 310 4	YTX12-BS
Super-9	00 - 00	12	10	510 012 009 310 4	YTX12-BS
<b>LAVERDA</b>					
<b>125 CCM</b>					
GS Lesmo		12	6	506 011 004 310 0	12N5.5-3B
<b>150 - 200 CCM</b>					
Phoenix		12	8	508 012 008 310 4	YTX9-BS
<b>600 CCM</b>					
Atlas		12	14	514 011 014 310 4	12N14-3A YB14L-A2
<b>650 CCM</b>					
Ghost	95 - 98	12	14	514 011 014 310 4	12N14-3A YB14L-A2
Strike		12	14	514 011 014 310 4	12N14-3A YB14L-A2
<b>668 CCM</b>					
Diamante	97 - 98	12	20	520 400 026 310 0	12N20AH
Ghost	99	12	20	520 400 026 310 0	12N20AH
<b>750 CCM</b>					
Carenata	99	12	18	518 014 015 310 0	51814



		V	Ah	ETN	JIS-Code
<b>LAVERDA</b>					
Formula		12	19	519 013 017 310 4	51913
<b>MALAGUTI</b>					
<b>50 CCM</b>					
Centro	94	12	4	504 011 002 310 4	YB4L-B
Ciak 50	00 - 05	12	5	505 012 003 310 0	12N5-3B YB5L-B
Colors		12	4	504 011 002 310 4	YB4L-B
CR1	96	12	4	504 011 002 310 4	YB4L-B
Crosser EL	98 - 98	12	4	504 011 002 310 4	YB4L-B
Fifty Top	91 - 91	12	4	504 011 002 310 4	YB4L-B
<b>125 CCM</b>					
Madison	99 - 05	12	9	509 014 008 310 4	12N9-4B-1 YB9-B
<b>150 CCM</b>					
Ciak 150	00 - 05	12	9	509 014 008 310 4	12N9-4B-1 YB9-B
Madison 150	99 - 05	12	9	509 014 008 310 4	12N9-4B-1 YB9-B
<b>180 CCM</b>					
Madison 180	99 - 05	12	9	509 014 008 310 4	12N9-4B-1 YB9-B
<b>250 CCM</b>					
Madison 250	99 - 05	12	9	509 014 008 310 4	12N9-4B-1 YB9-B
<b>MBK</b>					
<b>50 CCM</b>					
Active		12	4	504 011 002 310 4	YB4L-B
Booster	93 - 97	12	4	504 011 002 310 4	YB4L-B
Booster Rocket	96 - 97	12	4	504 011 002 310 4	YB4L-B
Booster Spirit	99	12	4	504 011 002 310 4	YB4L-B
Fizz	95 - 96	12	4	504 011 002 310 4	YB4L-B
X-Limit DT50	97 - 97	12	3	503 012 001 310 0	YB3L-A
<b>80 CCM</b>					
Evolis	95 - 96	12	4	504 011 002 310 4	YB4L-B

**VARTA**

BY JOHNSON CONTROLS


<b>MBK</b>		V	Ah	ETN	JIS-Code
<b>100 CCM</b>					
Booster		12	4	504 012 003 310 4	YTX5L-BS
Nitro		12	3	503 014 003 310 4	YT4L-BS
<b>125 CCM</b>					
Flame	95 - 98	12	6	506 015 005 310 4	YTX7A-BS
Skyliner 125	00	12	7	507 012 004 310 0	12N7-3B YB7L-B
XC Flame. Flame R		12	6	506 015 005 310 4	YTX7A-BS
<b>150 CCM</b>					
Vertex		12	6	506 015 005 310 4	YTX7A-BS
<b>250 CCM</b>					
Skyliner 250	00 - 05	12	7	507 901 012 310 4	YT7B-BS
<b>300 CCM</b>					
Kilibre	04 - 04	12	8	508 012 008 310 4	YTX9-BS
<b>MOTO GUZZI</b>					
<b>125 CCM</b>					
Custom		12	9	509 014 008 310 4	12N9-4B-1 YB9-B
TT		12	6	506 011 004 310 0	12N5.5-3B
<b>175 CCM</b>					
Lodola		6	8	008 011 004 310 0	B49-6
<b>250 CCM</b>					
Bicilindrico		6	12	012 014 008 310 0	6N11A-3A
<b>350 CCM</b>					
Florida		12	18	518 015 018 310 0	YB18L-A
V 35		12	28	528 400 030 310 0	Y60-N24AL-B
<b>500 CCM</b>					
Falcone		6	16	016 012 008 310 0	B38-6A
Falcone u.t.		12	18	518 015 018 310 0	YB18L-A
V50		12	28	528 400 030 310 0	Y60-N24AL-B
<b>650 CCM</b>					
Nevada	91 - 93	12	20	520 012 020 310 0	Y50-N18L-A Y50-N18L-A2
V65		12	28	528 400 030 310 0	Y60-N24AL-B
<b>750 CCM</b>					
Nevada	00 - 02	12	18	518 015 018 310 0	YB18L-A
NTX 750	88	12	18	518 015 018 310 0	YB18L-A



		V	Ah	ETN	JIS-Code
<b>MOTO GUZZI</b>					
S 750		12 12	25 30	525 015 022 310 0 530 030 030 310 4	Y60-N24L-A 53030
<b>850 CCM</b>					
Le Mans		12	28	528 400 030 310 0	Y60-N24AL-B
<b>1000 CCM</b>					
1000 NT		12	25	525 015 022 310 0	Y60-N24L-A
V 1000 Le Mans III, IV		12 12	25 30	525 015 022 310 0 530 030 030 310 4	Y60-N24L-A 53030
V 1000- California II, III, SP	83	12 12	25 30	525 015 022 310 0 530 030 030 310 4	Y60-N24L-A 53030
<b>1100 CCM</b>					
Quota	00 - 01	12	28	528 400 030 310 0	Y60-N24AL-B
1100 Sport		12	25	525 015 022 310 0	Y60-N24L-A
California EV		12	30	530 030 030 310 4	53030
V11 Café Sport (67 kW)		12	28	528 400 030 310 0	Y60-N24AL-B
<b>MOTO MORINI</b>					
<b>125 CCM</b>					
Corsaro 125		6	12	012 014 008 310 0	6N11A-3A
<b>150 CCM</b>					
SS 150		6	12	012 014 008 310 0	6N11A-3A
<b>175 CCM</b>					
Sport		6	8	008 011 004 310 0	B49-6
<b>350 CCM</b>					
Coguardo		12	18	518 015 018 310 0	YB18L-A
Dart 350		12	14	514 011 014 310 4	12N14-3A YB14L-A2
Sport Bicil. 350 [K-Start]		12	9	509 015 008 310 0	12N9-3B YB9L-B
<b>500 CCM</b>					
S 500		12	18	518 015 018 310 0	YB18L-A
<b>501 CCM</b>					
Camel 501 [E-Start]		12	18	518 015 018 310 0	YB18L-A

**VARTA**

BY JOHNSON CONTROLS


		V	Ah	ETN	JIS-Code
<b>MOTOTRANS</b>					
<b>250 CCM</b>					
Strada 250		12	12	512 011 012 310 0	12N12A-4A-1 YB12A-A
<b>350 CCM</b>					
Forsa 350		12	20	520 012 020 310 0	Y50-N18L-A Y50-N18L-A2
Vento 350		12	12	512 011 012 310 0	12N12A-4A-1 YB12A-A
<b>500 CCM</b>					
Desmo 500		12	14	514 011 014 310 4	12N14-3A YB14L-A2
Twin 50		12	20	520 012 020 310 0	Y50-N18L-A Y50-N18L-A2
<b>MOTRON</b>					
<b>50 CCM</b>					
Compact Racing		12	4	504 011 002 310 4	YB4L-B
<b>MUENCH</b>					
<b>1300 CCM</b>					
1300 TTS	80 - 81	12	20	520 012 020 310 0	Y50-N18L-A Y50-N18L-A2
<b>MV AGUSTA</b>					
<b>150 CCM</b>					
RSSS 150		6	7	007 014 003 310 0	B39-6
<b>350 CCM</b>					
350 GT		12	6	506 011 004 310 0	12N5.5-3B
350 Scrambler		12	6	506 012 004 310 0	12N5.5A-3B
<b>750 CCM</b>					
750 Avivamento [E-Start]		12	28	528 400 030 310 0	Y60-N24L-B
750 GT		12	25	525 015 022 310 0	Y60-N24L-A 53030
		12	30	530 030 030 310 4	
		12	19	519 901 017 310 2	
750 S, SS		12	19	519 901 017 310 2	




<b>MZ</b>		V	Ah	ETN	JIS-Code
<b>125 CCM</b>					
ETZ 125	85 - 90	12	9	509 015 008 310 0	12N9-3B YB9L-B
Saxon	93 - 98	12	5	505 012 003 310 0	12N5-3B YB5L-B
<b>150 - 250 CCM</b>					
ETZ	81 - 90	12	9	509 015 008 310 0	12N9-3B YB9L-B
<b>251 CCM</b>					
Saxon Tour 251	93	12	5	505 012 003 310 0	12N5-3B YB5L-B
<b>300 CCM</b>					
ETZ 301 (17 kW)	89 - 91	12	5	505 012 003 310 0	12N5-3B YB5L-B
Saxon Fun 301, Tour 301 (25 kW)	92 - 94	12	5	505 012 003 310 0	12N5-3B YB5L-B
<b>500 CCM</b>					
Green Star	97 - 97	12	14	514 011 014 310 4	12N14-3A YB14L-A2
Saxon (25 kW)	93	12	14	514 011 014 310 4	12N14-3A YB14L-A2
Silver Star (25 kW)	93 - 98	12	14	514 011 014 310 4	12N14-3A YB14L-A2
<b>660 CCM</b>					
Skorpion	94	12	9	509 015 008 310 0	12N9-3B YB9L-B
<b>NORTON</b>					
<b>750 CCM</b>					
Commando 750		12	9	509 014 008 310 4	12N9-4B-1 YB9-B
<b>850 CCM</b>					
Commando 850		12	14	514 011 014 310 4	12N14-3A YB14L-A2

 **VARTA**

BY JOHNSON CONTROLS

		V	Ah	ETN	JIS-Code
<b>OSSA</b>					
<b>250 CCM</b>					
Copa 250		6	7	007 014 003 310 0	B39-6
<b>500 CCM</b>					
Yankee 500		12	14	514 011 014 310 4	12N14-3A YB14L-A2
<b>PANTHER</b>					
<b>589 CCM</b>					
589/100		6	16	016 012 008 310 0	B38-6A
<b>645 CCM</b>					
645/120		6	16	016 012 008 310 0	B38-6A
<b>PEUGEOT</b>					
<b>25 CCM</b>					
Fox LA	95 - 97	12	4	504 011 002 310 4	YB4L-B
<b>50 CCM</b>					
50 SV Blue Star	97	12	4	504 011 002 310 4	YB4L-B
Buxy, Buxy RS	95 - 97	12	4	504 011 002 310 4	YB4L-B
Fox L, LA	95 - 96	12	4	504 011 002 310 4	YB4L-B
Rapido 50		12	4	504 011 002 310 4	YB4L-B
SC	93	12	4	504 011 002 310 4	YB4L-B
Squab	96 - 97	12	4	504 011 002 310 4	YB4L-B
SV 50 Junior	93 - 97	12	4	504 011 002 310 4	YB4L-B
Trekker	99	12	4	504 011 002 310 4	YB4L-B
Zenith	96	12	4	504 011 002 310 4	YB4L-B
<b>80 CCM</b>					
SC 80 LI [Metropolis]		12	4	504 011 002 310 4	YB4L-B
SV 80	93 - 96	12	5	505 012 003 310 0	12N5-3B YB5L-B
SX		12	5	505 012 003 310 0	12N5-3B YB5L-B
<b>100 CCM</b>					
Elyseo	98	12	8	508 013 008 310 0	YB7-A
Speedfight	98	12	4	504 012 003 310 4	YTX5L-BS
SV	97	12	5	505 012 003 310 0	12N5-3B YB5L-B
Vivacity	99	12	4	504 012 003 310 4	YTX5L-BS




		V	Ah	ETN	JIS-Code
<b>PEUGEOT</b>					
<b>105 CCM</b>					
105 [E-Start]		12	4	504 011 002 310 4	YB4L-B
<b>125 CCM</b>					
Elyseo	98	12	4	504 012 003 310 4	YTX5L-BS
SV 125	93 - 97	12	5	505 012 003 310 0	12N5-3B YB5L-B
<b>150 CCM</b>					
Elyseo	98	12	12	512 013 012 310 0	YB12AL-A YB12AL-A2
<b>PGO</b>					
<b>25 CCM</b>					
Comet	95 - 97	12	3	503 014 003 310 4	YT4L-BS
Galaxy	97	12	3	503 014 003 310 4	YT4L-BS
<b>50 CCM</b>					
Big Max	95 - 96	12	4	504 011 002 310 4	YB4L-B
Big Max Sport	96 - 97	12	3	503 014 003 310 4	YT4L-BS
Comet, Comet JR		12	3	503 014 003 310 4	YT4L-BS
Galaxy 50	93 - 97	12	3	503 014 003 310 4	YT4L-BS
Mega	97	12	3	503 014 003 310 4	YT4L-BS
Star I, II	93 - 96	12	4	504 011 002 310 4	YB4L-B
Ultima 50	95	12	3	503 014 003 310 4	YT4L-BS
<b>80 CCM</b>					
Star	95 - 96	12	3	503 014 003 310 4	YT4L-BS
<b>90 CCM</b>					
Big Max	97	12	3	503 014 003 310 4	YT4L-BS
Galaxy 90	94 - 97	12	3	503 014 003 310 4	YT4L-BS
<b>125 CCM</b>					
Ultima 125	95	12	3	503 014 003 310 4	YT4L-BS
<b>PIAGGIO-GILERA</b>					
<b>50 CCM</b>					
Bullit	97	12	4	504 011 002 310 4	YB4L-B
Eaglet	95 - 97	12	4	504 011 002 310 4	YB4L-B
GSA [E-Start]		12	4	504 011 002 310 4	YB4L-B

 **VARTA**

BY JOHNSON CONTROLS


<b>PIAGGIO-GILERA</b>		V	Ah	ETN	JIS-Code
<b>125 CCM</b>					
X9	00	12	9	509 014 008 310 4	12N9-4B-1 YB9-B
Apache CX 125	91 - 94	12	9	509 014 008 310 4	12N9-4B-1 YB9-B
Apache K	91 - 94	12	6	506 011 004 310 0	12N5.5-3B
Arizona [E-Start]		12	9	509 014 008 310 4	12N9-4B-1 YB9-B
Arizona [K-Start]		12	6	506 011 004 310 0	12N5.5-3B
Cougar	00 - 03	12	9	509 014 008 310 4	12N9-4B-1 YB9-B
GR 1		6	12	012 014 008 310 0	6N11A-3A
RC Rally		12	11	511 013 009 310 0	12N10-3B YB10L-B YB10L-B2
Typhoon, X		12	8	508 013 008 310 0	YB7-A
<b>200 CCM</b>					
Arizona [E-Start]		12	9	509 014 008 310 4	12N9-4B-1 YB9-B
Arizona [K-Start]		12	6	506 011 004 310 0	12N5.5-3B
Motocarro		6	16	016 012 008 310 0	B38-6A
<b>250 CCM</b>					
Arizona Rally		12	11	511 013 009 310 0	12N10-3B YB10L-B YB10L-B2
RV NGR [K-Start]		12	6	506 011 004 310 0	12N5.5-3B
<b>350 CCM</b>					
Dakota [E-Start]		12	11	511 012 009 310 0	12N10-3A 12N10-3A-1 12N10-3A-2 YB10L-A2
Dakota [K-Start]		12	6	506 011 004 310 0	12N5.5-3B
XRT		12	14	514 011 014 310 4	12N14-3A YB14L-A2
<b>500 CCM</b>					
Dakota [E-Start]		12	11	511 012 009 310 0	12N10-3A 12N10-3A-1 12N10-3A-2 YB10L-A2
Dakota [K-Start]		12	6	506 011 004 310 0	12N5.5-3B
<b>600 CCM</b>					
Nordwest 600	91 - 99	12	14	514 011 014 310 4	12N14-3A YB14L-A2




		V	Ah	ETN	JIS-Code
<b>PIAGGIO-GILERA</b>					
RC 600	91 - 00	12	14	514 011 014 310 4	12N14-3A YB14L-A2
Top Rally, Rally XRT		12	14	514 011 014 310 4	12N14-3A YB14L-A2
<b>PIAGGIO-VESPA</b>					
<b>25 CCM</b>					
Free, Free FL	94 - 98	12	4	504 011 002 310 4	YB4L-B
Velofax	98	12	4	504 011 002 310 4	YB4L-B
<b>50 CCM</b>					
50 Bullet Mix	91 - 94	12	4	504 011 002 310 4	YB4L-B
Ape 50 FL	93	12	9	509 014 008 310 4	12N9-4B-1 YB9-B
Ape Car, MP, MPR, P602		12	25	525 015 022 310 0	Y60-N24L-A
Boxer		6	7	007 014 003 310 0	B39-6
Cobra		12	4	504 011 002 310 4	YB4L-B
GSA 50 [E-Start]		12	5	505 012 003 310 0	12N5-3B YB5L-B
Injection	98	12	4	504 011 002 310 4	YB4L-B
Liberty	99	12	4	504 011 002 310 4	YB4L-B
NRG Extreme	95 - 99	12	4	504 011 002 310 4	YB4L-B
PK 50 FL, FL2, HP, N, S		12	8	508 013 008 310 0	YB7-A
PK 50 S [E-Start]	86	12	8	508 013 008 310 0	YB7-A
Quarz 50	93 - 98	12	4	504 011 002 310 4	YB4L-B
Storm 50	95 - 96	12	8	508 013 008 310 0	YB7-A
TPH 50	94	12	4	504 011 002 310 4	YB4L-B
<b>80 CCM</b>					
P 80 X [E-Start]	81	12	6	506 011 004 310 0	12N5.5-3B
PK 80 S, XL	87	12	8	508 013 008 310 0	YB7-A
PK 80 [E-Start]		12	6	506 011 004 310 0	12N5.5-3B
PX 80		12	8	508 013 008 310 0	YB7-A
PX 80 E		12	8	508 013 008 310 0	YB7-A
		12	9	509 014 008 310 4	12N9-4B-1 YB9-B
PX 80 E Lusso	90 - 96	12	8	508 013 008 310 0	YB7-A

 **VARTA**

BY JOHNSON CONTROLS


<b>PIAGGIO-VESPA</b>		V	Ah	ETN	JIS-Code
PX 80 E Lusso [E-Start]		12	9	509 014 008 310 4	12N9-4B-1 YB9-B
Sfera 80		12 12	5 8	505 012 003 310 0 508 013 008 310 0	12N5-3B YB5L-B YB7-A
Sfera 80 Automatic	93 - 95	12	5	505 012 003 310 0	12N5-3B YB5L-B
TPH 80	95	12 12	5 8	505 012 003 310 0 508 013 008 310 0	12N5-3B YB5L-B YB7-A
<b>100 CCM</b>					
PK 100 XL		12	8	508 013 008 310 0	YB7-A
<b>125 CCM</b>					
125 TG 1		6	12	012 014 008 310 0	6N11A-3A
125 XR1 /XR2 [E-Start]		12	9	509 014 008 310 4	12N9-4B-1 YB9-B
125 XR1 /XR2 [K-Start]		12	6	506 011 004 310 0	12N5.5-3B
Cosa FL 125		12	8	508 013 008 310 0	YB7-A
Freestyle 125 [E-Start]	91 - 92	12	9	509 014 008 310 4	12N9-4B-1 YB9-B
Hexagon RST	99	12	9	509 014 008 310 4	12N9-4B-1 YB9-B
P 125 X	98	12	6	506 011 004 310 0	12N5.5-3B
PX 125 E Lusso	82	12	6	506 011 004 310 0	12N5.5-3B
RC 125 Rally		12	11	511 013 009 310 0	12N10-3B YB10L-B YB10L-B2
Sfrea	96 - 98	12	8	508 013 008 310 0	YB7-A
SKR 125	94 - 98	12	8	508 013 008 310 0	YB7-A
Vespa ET 4	99	12	8	508 012 008 310 4	YTX9-BS
Vespa PX E	98	12	9	509 014 008 310 4	12N9-4B-1 YB9-B
Vespa Sprint		6	7	007 014 003 310 0	B39-6
<b>150 CCM</b>					
Cosa 150		12	7	507 013 004 310 0	12N7-4A
Cosa CL, X		12	8	508 013 008 310 0	YB7-A
EX 150		12	9	509 014 008 310 4	12N9-4B-1 YB9-B
Hexagon	95 - 97	12	9	509 014 008 310 4	12N9-4B-1 YB9-B
Liberty LE 150	00	12	9	509 014 008 310 4	12N9-4B-1 YB9-B



<b>PIAGGIO-VESPA</b>		V	Ah	ETN	JIS-Code
PX 150 E Lusso		12	6	506 011 004 310 0	12N5.5-3B
Sprint 150		6	6	006 012 003 310 0	6N6-3B-1
Vespa 150 GL		6	7	007 014 003 310 0	B39-6
Vespa GS		6	8	008 011 004 310 0	B49-6
Vigili Urbani 150		6	12	012 014 008 310 0	6N11A-3A
<b>180 CCM</b>					
Vespa SS		6	8	008 011 004 310 0	B49-6
<b>200 CCM</b>					
Arizona 200 [E-Start]		12	9	509 014 008 310 4	12N9-4B-1 YB9-B
Arizona 200 [K-Start]		12	6	506 011 004 310 0	12N5.5-3B
Cosa 200	92	12	9	509 014 008 310 4	12N9-4B-1 YB9-B
Motocarro 200		6	16	016 012 008 310 0	B38-6A
PX 200	85	12	6	506 011 004 310 0	12N5.5-3B
PX 200 E Lusso	77 - 90	12	9	509 014 008 310 4	12N9-4B-1 YB9-B
RX 200 Arizona	85 - 86	12	6	506 011 004 310 0	12N5.5-3B
T4 200	79	12	6	506 011 004 310 0	12N5.5-3B
Vespa PX E Lusso	98	12 12	8 9	508 013 008 310 0 509 014 008 310 4	YB7-A 12N9-4B-1 YB9-B
<b>250 CCM</b>					
Arizona Rally 250		12	11	511 013 009 310 0	12N10-3B YB10L-B YB10L-B2
Hexagon	99	12	11	511 013 009 310 0	12N10-3B YB10L-B YB10L-B2
NGR 250		12	9	509 014 008 310 4	12N9-4B-1 YB9-B
RV 250 GR		12	6	506 011 004 310 0	12N5.5-3B
X9	01	12	11	511 012 009 310 0	12N10-3A 12N10-3A-1 12N10-3A-2 YB10L-A2
X9	01	12	10	510 012 009 310 4	YTX12-BS

**VARTA**

BY JOHNSON CONTROLS


		V	Ah	ETN	JIS-Code
<b>PIAGGIO-VESPA</b>					
<b>350 CCM</b>					
350 Dakota		12	6	506 011 004 310 0	12N5.5-3B
Dakota 350 [E-Start]		12 12	11 9	511 012 009 310 0 509 014 008 310 4	12N10-3A 12N10-3A-1 12N10-3A-2 YB10L-A2 12N9-4B-1 YB9-B
ER 350 [E-Start]		12	11	511 012 009 310 0	12N10-3A 12N10-3A-1 12N10-3A-2 YB10L-A2
Itoh		12	14	514 011 014 310 4	12N14-3A YB14L-A2
<b>500 CCM</b>					
Dakota 500 [E-Start]		12 12	11 9	511 013 009 310 0 509 014 008 310 4	12N10-3B YB10L-B YB10L-B2 12N9-4B-1 YB9-B
Dakota 500 [K-Start]		12	6	506 011 004 310 0	12N5.5-3B
<b>600 CCM</b>					
Cobra		12	14	514 011 014 310 4	12N14-3A YB14L-A2
Nord-West 600	92 - 94	12	14	514 011 014 310 4	12N14-3A YB14L-A2
RCK 600 S	94	12	6	506 011 004 310 0	12N5.5-3B
<b>POLARIS</b>					
<b>1500 CCM</b>					
Victory	98 - 99	12	18	518 901 026 310 4	YTX20L-BS
<b>PUCH</b>					
<b>50 CCM</b>					
Cobra GT, GTL		6	7	007 014 003 310 0	B39-6
Lido 50 SL, Vario		12	4	504 011 002 310 4	YB4L-B
<b>80 CCM</b>					
Cobra		6	7	007 014 003 310 0	B39-6
Lido 80 SE		12	5	505 012 003 310 0	12N5-3B YB5L-B




		V	Ah	ETN	JIS-Code
<b>PUCH</b>					
<b>125 CCM</b>					
Lido 125 CD		12	8	508 013 008 310 0	YB7-A
<b>RIZZATO</b>					
<b>50 CCM</b>					
Byte AT 10		12	4	504 011 002 310 4	YB4L-B
<b>SANGLAS</b>					
<b>400 CCM</b>					
400Y		12	12	512 011 012 310 0	12N12A-4A-1 YB12A-A
<b>500 CCM</b>					
500S2-V5		12	14	514 011 014 310 4	12N14-3A YB14L-A2
<b>SANYANG</b>					
<b>50 CCM</b>					
Big Wheel	96	12	3	503 014 003 310 4	YT4L-BS
Free	97	12	3	503 014 003 310 4	YT4L-BS
Pure	99	12	3	503 014 003 310 4	YT4L-BS
Super Fancy	96 - 97	12	3	503 014 003 310 4	YT4L-BS
<b>125 CCM</b>					
Duke	95 - 96	12	6	506 015 005 310 4	YTX7A-BS
Husky	96 - 99	12	6	506 014 005 310 4	YTX7L-BS
<b>150 CCM</b>					
Attila	99	12	6	506 015 005 310 4	YTX7A-BS
<b>SIMSON</b>					
<b>25 CCM</b>					
Habicht 25	96	12	6	506 011 004 310 0	12N5.5-3B
<b>50 CCM</b>					
Albatros	97	12	6	506 011 004 310 0	12N5.5-3B

**VARTA**

BY JOHNSON CONTROLS


<b>SIMSON</b>		V	Ah	ETN	JIS-Code
Albatros [E-Start]	97	12	5	505 012 003 310 0	12N5-3B YB5L-B
Alpha B, C S53, M S53 M	95	12	6	506 011 004 310 0	12N5.5-3B
Classic	96 - 97	12	6	506 011 004 310 0	12N5.5-3B
Habicht 50, 50S	96	12	6	506 011 004 310 0	12N5.5-3B
S 50		6	12	012 014 008 310 0	6N11A-3A
S 51/1, B, C, E		12	6	506 011 004 310 0	12N5.5-3B
S 53, B, C, CX, E, N, OR	93	12	6	506 011 004 310 0	12N5.5-3B
SR 50 2CE, CCE, XGE [E-Start]	94	12	5	505 012 003 310 0	12N5-3B YB5L-B
SR 50, CC, M, M XC, M XG	94	12	6	506 011 004 310 0	12N5.5-3B
<b>70 CCM</b>					
S 70, C, E		6	12	012 014 008 310 0	6N11A-3A
S 70/1, E		12	6	506 011 004 310 0	12N5.5-3B
<b>80 CCM</b>					
Basic Habicht 80, S	96	12	6	506 011 004 310 0	12N5.5-3B
S 83, B, Beta, CX, E, OR		12	6	506 011 004 310 0	12N5.5-3B
SR 80	94	12	5	505 012 003 310 0	12N5-3B YB5L-B
<b>SUZUKI</b>					
<b>50 CCM</b>					
AJ 50	01	12	3	503 902 004 310 4	YT4B-BS
AZ 50	02	12	3	503 902 004 310 4	YT4B-BS
Sepia 50	81	12	3	503 902 004 310 4	YT4B-BS
Tune 50	97	12	3	503 902 004 310 4	YT4B-BS
UF 50	00 - 00	12	3	503 902 004 310 4	YT4B-BS
AD 50 A	91 - 95	12	3	503 014 003 310 4	YT4L-BS
Address 50	97	12	3	503 014 003 310 4	YT4L-BS
AG 50 T	95	12	3	503 014 003 310 4	YT4L-BS
AH 50 Address	93 - 95	12	3	503 014 003 310 4	YT4L-BS
AJ 50	95 - 95	12	3	503 014 003 310 4	YT4L-BS
AP 50, R7	95 - 96	12	3	503 014 003 310 4	YT4L-BS
AY 50 Katana, W, WR	98	12	3	503 014 003 310 4	YT4L-BS
RG 50	91	12	4	504 011 002 310 4	YB4L-B




<b>SUZUKI</b>		V	Ah	ETN	JIS-Code
TS 50 W	91 - 96	12	4	504 011 002 310 4	YB4L-B
TS 50, ER, ERA, ERK, K	78 - 81	6	4	004 012 001 310 0	6N4B-2A 6N4B-2A-3
TS 50, X, XA, XK	90 - 96	12	3	503 014 003 310 4	YT4L-BS
TV 50		12	4	504 011 002 310 4	YB4L-B
UX 50 W Zillion	99	12	3	503 014 003 310 4	YT4L-BS
ZR 50, K, KE	79	6	4	004 012 001 310 0	6N4B-2A 6N4B-2A-3
<b>80 CCM</b>					
CP 80, CS 80		12	5	505 012 003 310 0	12N5-3B YB5L-B
DG 80	91	12	4	504 011 002 310 4	YB4L-B
FB 80 D	95	12	4	504 012 003 310 4	YTX5L-BS
FB 80 M	91 - 95	12	3	503 014 003 310 4	YT4L-BS
FR 80	95	12	3	503 014 003 310 4	YT4L-BS
GT 80, E, EX, L, LX	81	6	4	004 012 001 310 0	6N4B-2A 6N4B-2A-3
RG 80, C, Gamma	85 - 95	12	4	504 011 002 310 4	YB4L-B
TS 80 ER	81 - 82	6	4	004 012 001 310 0	6N4B-2A 6N4B-2A-3
TS 80 XE	84 - 87	12	4	504 011 002 310 4	YB4L-B
<b>90 CCM</b>					
CS 90 G		12	5	505 012 003 310 0	12N5-3B YB5L-B
RV 90, Rover, Van	73 - 92	6	4	004 012 001 310 0	6N4B-2A 6N4B-2A-3
<b>100 CCM</b>					
AG 100	91 - 95	12	4	504 012 003 310 4	YTX5L-BS
AH 100 Address	95 - 96	12	4	504 012 003 310 4	YTX5L-BS
FB 100 D	91	12	5	505 012 003 310 0	12N5-3B YB5L-B
GT 100		6	4	004 012 001 310 0	6N4B-2A 6N4B-2A-3
SP 100	83	6	4	004 012 001 310 0	6N4B-2A 6N4B-2A-3
TS 100 Honcho	78 - 81	6	4	004 012 001 310 0	6N4B-2A 6N4B-2A-3

 **VARTA**

BY JOHNSON CONTROLS


<b>SUZUKI</b>		V	Ah	ETN	JIS-Code
<b>120 CCM</b>					
TC 120, II, R	71	6	4	004 012 001 310 0	6N4B-2A 6N4B-2A-3
<b>125 CCM</b>					
AN 125	95 - 96	12	6	506 015 005 310 4	YTX7A-BS
DN 125	91	12	8	508 013 008 310 0	YB7-A
DR 125 D, S	87 - 90	12	4	504 011 002 310 4	YB4L-B
DR 125, SE, SES	94 - 95	12	6	506 014 005 310 4	YTX7L-BS
GN 125 E, U	91 - 96	12	8	508 013 008 310 0	YB7-A
GS 125 ES, S	99	12	8	508 013 008 310 0	YB7-A
GZ 125 Marauder	99	12	6	506 014 005 310 4	YTX7L-BS
K 125		12	11	511 013 009 310 0	12N10-3B YB10L-B YB10L-B2
RG 125 U		12	4	504 011 002 310 4	YB4L-B
RG 125, F	92 - 95	12	6	506 015 005 310 4	YTX7A-BS
RV 125 R, SE	94	12	6	506 014 005 310 4	YTX7L-BS
SP 125	82 - 83	6	4	004 012 001 310 0	6N4B-2A 6N4B-2A-3
TF 125	91	6	4	004 012 001 310 0	6N4B-2A 6N4B-2A-3
TS 125 SZ		12	3	503 014 003 310 4	YT4L-BS
TS 125, Duster	71 - 92	6	4	004 012 001 310 0	6N4B-2A 6N4B-2A-3
<b>150 CCM</b>					
AN 150	98	12	6	506 015 005 310 4	YTX7A-BS
<b>185 CCM</b>					
TC 185 Suerra	77 - 81	6	4	004 012 001 310 0	6N4B-2A 6N4B-2A-3
TF 185		6	4	004 012 001 310 0	6N4B-2A 6N4B-2A-3
TS 185 ER, Sierra	79	6	4	004 012 001 310 0	6N4B-2A 6N4B-2A-3
<b>200 CCM</b>					
B 200		12	7	507 013 004 310 0	12N7-4A
DR 200 SE	96 - 03	12	6	506 014 005 310 4	YTX7L-BS
GT 200, E, EN, N, X5E	79	12	8	508 013 008 310 0	YB7-A
SP 200	86 - 88	12	4	504 011 002 310 4	YB4L-B
T 200		12	5	505 012 003 310 0	12N5-3B YB5L-B
TS 200, R, RM	91 - 92	12	3	503 014 003 310 4	YT4L-BS




SUZUKI		V	Ah	ETN	JIS-Code
<b>240 CCM</b>					
TS 240, X		12	4	504 011 002 310 4	YB4L-B
<b>250 CCM</b>					
AN 250 Burgman	03 - 03	12	11	511 901 014 310 4	YT12A-BS
AN 250	98 - 99	12	6	506 015 005 310 4	YTX7A-BS
DR 250 S	84 - 90	12	4	504 011 002 310 4	YB4L-B
DR 250 S	90 - 93	12	3	503 014 003 310 4	YT4L-BS
DR 250 S EP, ER, ES	94 - 96	12	6	506 014 005 310 4	YTX7L-BS
GN 250, E	82 - 96	12	11	511 012 009 310 0	12N10-3A 12N10-3A-1 12N10-3A-2 YB10L-A2
GNX 250, E	85 - 92	12	11	511 012 009 310 0	12N10-3A 12N10-3A-1 12N10-3A-2 YB10L-A2
GS 250 [T]	80 - 81	12	11	511 012 009 310 0	12N10-3A 12N10-3A-1 12N10-3A-2 YB10L-A2
GSF 250	95	12	6	506 015 005 310 4	YTX7A-BS
GSX 250 E	82	12	11	511 012 009 310 0	12N10-3A 12N10-3A-1 12N10-3A-2 YB10L-A2
GSX 250 F, S	91 - 95	12	6	506 015 005 310 4	YTX7A-BS
GT 250 ET	94	12	11	511 012 009 310 0	12N10-3A 12N10-3A-1 12N10-3A-2 YB10L-A2
GT 250, Hustler	73 - 81	12	5	505 012 003 310 0	12N5-3B YB5L-B
GZ 250 Marauder	99 - 03	12	6	506 014 005 310 4	YTX7L-BS
Model T20	69	12	5	505 012 003 310 0	12N5-3B YB5L-B
RG 250 Series	87	12	5	505 012 003 310 0	12N5-3B YB5L-B
RGV 250, K, L, M	89 - 95	12	3	503 014 003 310 4	YT4L-BS
SP 250	82 - 85	6	4	004 012 001 310 0	6N4B-2A 6N4B-2A-3

 **VARTA**

BY JOHNSON CONTROLS


<b>SUZUKI</b>		V	Ah	ETN	JIS-Code
SP 250	92	12	4	504 011 002 310 4	YB4L-B
T250	72	12	5	505 012 003 310 0	12N5-3B YB5L-B
TS 250 X	86 - 94	12	4	504 011 002 310 4	YB4L-B
TS 250, ER, Savage	73 - 81	6	4	004 012 001 310 0	6N4B-2A 6N4B-2A-3
<b>300 CCM</b>					
GS 300 L	82 - 85	12	12	512 012 012 310 0	YB12B-B2
<b>305 CCM</b>					
Scrambler TC 305	69	12	5	505 012 003 310 0	12N5-3B YB5L-B
<b>350 CCM</b>					
DR 350 SE, SES	94 - 99	12	6	506 014 005 310 4	YTX7L-BS
DR 350, S, SH	90 - 99	12	3	503 014 003 310 4	YT4L-BS
T 350 Series	79	12	5	505 012 003 310 0	12N5-3B YB5L-B
<b>380 CCM</b>					
GT 380		12 12	7 8	507 013 004 310 0 508 013 008 310 0	12N7-4A YB7-A
<b>400 CCM</b>					
AN 400 Burgman	03 - 03	12	11	511 901 014 310 4	YT12A-BS
AN 400 Burgman	99 - 02	12	8	508 012 008 310 4	YTX9-BS
DR 400, S	80 - 92	6	4	004 012 001 310 0	6N4B-2A 6N4B-2A-3
DR- Z400, E	00 - 03	12	7	507 901 012 310 4	YT7B-BS
GS 400, B, E, EC, T	77 - 87	12	11	511 012 009 310 0	12N10-3A 12N10-3A-1 12N10-3A-2 YB10L-A2
GS 400, E	91	12	8	508 012 008 310 4	YTX9-BS
GSF 400, Bandit, L, M	91 - 95	12	8	508 012 008 310 4	YTX9-BS
GSX 400, E, ES, T, S	82 - 92	12	12	512 012 012 310 0	YB12B-B2
GSX 400, E, FE, FX, L, T, S	80 - 81	12	11	511 012 009 310 0	12N10-3A 12N10-3A-1 12N10-3A-2 YB10L-A2
SP 400	80	6	4	004 012 001 310 0	6N4B-2A 6N4B-2A-3




<b>SUZUKI</b>		V	Ah	ETN	JIS-Code
TS 400, T	92	12	11	511 012 009 310 0	12N10-3A 12N10-3A-1 12N10-3A-2 YB10L-A2
<b>425 CCM</b>					
GS 425, E, L	79	12	11	511 012 009 310 0	12N10-3A 12N10-3A-1 12N10-3A-2 YB10L-A2
<b>450 CCM</b>					
GS 450 GA	82 - 83	12	12	512 012 012 310 0	YB12B-B2
GS 450 TU	81	12	11	511 012 009 310 0	12N10-3A 12N10-3A-1 12N10-3A-2 YB10L-A2
GS 450 TX	83	12	12	512 012 012 310 0	YB12B-B2
GS 450, E, L, S	80 - 82	12	11	511 012 009 310 0	12N10-3A 12N10-3A-1 12N10-3A-2 YB10L-A2
GS 450, E, L, S	83 - 88	12	12	512 012 012 310 0	YB12B-B2
<b>500 CCM</b>					
DR 500		12	4	504 011 002 310 4	YB4L-B
DR 500 S (20 kW)	81 - 84	6	4	004 012 001 310 0	6N4B-2A 6N4B-2A-3
GS 500, E	01 - 02	12	11	511 013 009 310 0	12N10-3B YB10L-B YB10L-B2
GS 500, E, EN, L, T	79	12	11	511 012 009 310 0	12N10-3A 12N10-3A-1 12N10-3A-2 YB10L-A2
GT 500, B	92	12	11	511 012 009 310 0	12N10-3A 12N10-3A-1 12N10-3A-2 YB10L-A2
GT/T 500		12	7	507 013 004 310 0	12N7-4A
SP 500	81 - 83	6	4	004 012 001 310 0	6N4B-2A 6N4B-2A-3
SP 500	92	12	4	504 011 002 310 4	YB4L-B

 **VARTA**

BY JOHNSON CONTROLS


<b>SUZUKI</b>		V	Ah	ETN	JIS-Code
<b>550 CCM</b>					
GS 550 E, ES, L	83 - 86	12	11	511 013 009 310 0	12N10-3B YB10L-B YB10L-B2
GS 550 E, L, M, TX	77 - 82	12	11	511 012 009 310 0	12N10-3A 12N10-3A-1 12N10-3A-2 YB10L-A2
GSX 550, E, EF, ES, EU, EV, L	92	12	11	511 013 009 310 0	12N10-3B YB10L-B YB10L-B2
GT 550, J, K, L, M	92	12	11	511 012 009 310 0	12N10-3A 12N10-3A-1 12N10-3A-2 YB10L-A2
<b>600 CCM</b>					
DR 600, R, R DA, RS, RU, S, SU	93	12	5	505 012 003 310 0	12N5-3B YB5L-B
GSF 600 S / Bandit	96 - 03	12	8	508 012 008 310 4	YTX9-BS
GSX 600 F	88 - 97	12	11	511 013 009 310 0	12N10-3B YB10L-B YB10L-B2
GSX 600 F Katana	98 - 03	12	8	508 012 008 310 4	YTX9-BS
GSX-R 600 V, W	97 - 03	12	8	508 012 008 310 4	YTX9-BS
		12	10	510 012 009 310 4	YTX12-BS
RF 600, R, RU	93	12	8	508 012 008 310 4	YTX9-BS
SP 600	85	12	5	505 012 003 310 0	12N5-3B YB5L-B
VS 600 GLF	95	12	16	516 015 016 310 0	YB16B-A YB16B-A1
<b>650 CCM</b>					
DR 650 R	92 - 94	12	3	503 014 003 310 4	YT4L-BS
DR 650 R Dakar		12	5	505 012 003 310 0	12N5-3B YB5L-B
DR 650 RSE	91	12	12	512 014 010 310 4	YTX14-BS
DR 650 S	90 - 91	12	5	505 012 003 310 0	12N5-3B YB5L-B
DR 650 S	92 - 95	12	3	503 014 003 310 4	YT4L-BS
DR 650 S ER	94 - 95	12	10	510 012 009 310 4	YTX12-BS
DR 650 SE	96 - 97	12	11	511 013 009 310 0	12N10-3B YB10L-B YB10L-B2
DR 650 SE	98 - 03	12	8	508 012 008 310 4	YTX9-BS
DR 650 SE [CN]	96 - 97	12	8	508 012 008 310 4	YTX9-BS




<b>SUZUKI</b>		V	Ah	ETN	JIS-Code
DR 650 SES	95	12	10	510 012 009 310 4	YTX12-BS
GR 650, Tempter, X Tempter	83	12	14	514 011 014 310 4	12N14-3A YB14L-A2
GS 650 G, GL, M Katana	81 - 82	12	14	514 011 014 310 4	12N14-3A YB14L-A2
GS 650, E, EX	83 - 92	12	11	511 012 009 310 0	12N10-3A 12N10-3A-1 12N10-3A-2 YB10L-A2
LS 650, F, P, PS, Savage, T	86	12	14	514 013 014 310 0	YB14L-B2
SV 650	99 - 02	12	11	511 901 014 310 4	YT12A-BS
XF 650 Freewind	97	12	8	508 012 008 310 4	YTX9-BS
XN 85 Turbo	83 - 92	12	14	514 011 014 310 4	12N14-3A YB14L-A2
<b>700 CCM</b>					
GS 700 E, ES	85	12	14	514 011 014 310 4	12N14-3A YB14L-A2
GV 700 GL Madura	85	12	14	514 013 014 310 0	YB14L-B2
VS 700 GL Intruder	85 - 87	12	16	516 015 016 310 0	YB16B-A YB16B-A1
<b>750 CCM</b>					
DR 750, S, SU	89	12	14	514 013 014 310 0	YB14L-B2
GS 750 Series	77 - 83	12	14	514 011 014 310 4	12N14-3A YB14L-A2
GSR 750, R		12	14	514 011 014 310 4	12N14-3A YB14L-A2
GSX 750	98 - 01	12	8	508 012 008 310 4	YTX9-BS
GSX 750 D, E, EF, EG, ES, L, S	80 - 86	12	14	514 011 014 310 4	12N14-3A YB14L-A2
GSX 750 F	89 - 96	12	14	514 013 014 310 0	YB14L-B2
GSX 750 F, F Katana	98 - 03	12	8	508 012 008 310 4	YTX9-BS
GSX 750 P, W, WS	93 - 95	12	10	510 012 009 310 4	YTX12-BS
GSX R 750	85 - 92	12	14	514 011 014 310 4	12N14-3A YB14L-A2
GSX R 750	93 - 01	12	11	511 901 014 310 4	YT12A-BS
GSX R 750 W	93	12	10	510 012 009 310 4	YTX12-BS
GSX R 750 W	94 - 95	12	8	508 012 008 310 4	YTX9-BS

 **VARTA**

BY JOHNSON CONTROLS


<b>SUZUKI</b>		V	Ah	ETN	JIS-Code
VS 750 GL/F, GL/P	85 - 91	12	16	516 015 016 310 0	YB16B-A YB16B-A1
<b>800 CCM</b>					
DR 800 SU	90	12	14	514 013 014 310 0	YB14L-B2
DR 800 SU [M]	91 - 96	12	12	512 014 010 310 4	YTX14-BS
VL 800 Intruder Volusia	01 - 03	12	10	510 012 009 310 4	YTX12-BS
VS 800 GL	92 - 03	12	16	516 015 016 310 0	YB16B-A YB16B-A1
VX 800, U	90 - 96	12	16	516 015 016 310 0	YB16B-A YB16B-A1
VZ 800 Marauder	97 - 03	12	10	510 012 009 310 4	YTX12-BS
<b>850 CCM</b>					
GS 850	79 - 86	12	14	514 011 014 310 4	12N14-3A YB14L-A2
<b>900 CCM</b>					
RF 900, R, S, S2, ZS	94 - 97	12	8	508 012 008 310 4	YTX9-BS
<b>1000 CCM</b>					
DL 1000 V-Strom	02 - 03	12	12	512 014 010 310 4	YTX14-BS
GS 1000, E, G, GL, H, L	78 - 82	12	14	514 011 014 310 4	12N14-3A YB14L-A2
GSX-R 1000	01 - 02	12	10	510 012 009 310 4	YTX12-BS
TL 1000	97 - 01	12	10	510 012 009 310 4	YTX12-BS
TL1000 R, S	98 - 03	12	11	511 901 014 310 4	YT12A-BS
<b>1100 CCM</b>					
GS 1100 E, G, K, L, S Katana	82 - 84	12	14	514 011 014 310 4	12N14-3A YB14L-A2
GS 1100 G	84 - 95	12	12	512 014 010 310 4	YTX14-BS
GSX 1100 E, EF, ES, EX	80 - 86	12	14	514 011 014 310 4	12N14-3A YB14L-A2
GSX 1100 F	88 - 90	12	14	514 013 014 310 0	YB14L-B2
GSX 1100 F, F Katana	88 - 93	12	14	514 013 014 310 0	YB14L-B2
GSX 1100 G	91 - 96	12	12	512 014 010 310 4	YTX14-BS
GSX-R 1100	93 - 98	12	10	510 012 009 310 4	YTX12-BS
GSX-R 1100 W	93 - 99	12	10	510 012 009 310 4	YTX12-BS
<b>1150 CCM</b>					
GS1150 E, S	83 - 86	12	14	514 013 014 310 0	YB14L-B2




		V	Ah	ETN	JIS-Code
<b>SUZUKI</b>					
<b>1200 CCM</b>					
GSF 1200, S, SA Bandit	97 - 03	12	10	510 012 009 310 4	YTX12-BS
GSX 1200	99	12	10	510 012 009 310 4	YTX12-BS
GV 1200 GL Madura	85 - 86	12	14	514 013 014 310 0	YB14L-B2
<b>1300 CCM</b>					
GSX 1300R Hayabusa	99 - 03	12	11	511 901 014 310 4	YT12A-BS
<b>1400 CCM</b>					
GV 1400 Cavalcade, F, LX	86 - 88	12	20	520 016 020 310 0	SY50-N18L-AT
VS 1400 GLF, GLP	87 - 03	12	14	514 901 022 310 4	YTX16-BS-1
<b>1500 CCM</b>					
VL 1500 Intruder	98 - 03	12	14	514 901 022 310 4	YTX16-BS-1
<b>SYM</b>					
<b>50 CCM</b>					
Big Wheel 50	96	12	3	503 014 003 310 4	YT4L-BS
<b>125 CCM</b>					
Duke 125	95	12	6	506 015 005 310 4	YTX7A-BS
Super Duke	96	12	6	506 015 005 310 4	YTX7A-BS
<b>TGB/WINKING</b>					
<b>50 CCM</b>					
50 Akros, Ergon	97	12	3	503 014 003 310 4	YT4L-BS
AS 50 X Bunny, Kurier	95 - 96	12	4	504 011 002 310 4	YB4L-B
AT 50 Series		12	4	504 011 002 310 4	YB4L-B
<b>TRIUMPH</b>					
<b>120 CCM</b>					
Bonneville		12	7	507 012 004 310 0	12N7-3B YB7L-B

 **VARTA**

BY JOHNSON CONTROLS


<b>TRIUMPH</b>		V	Ah	ETN	JIS-Code
<b>150 CCM</b>					
Trident		12	7	507 012 004 310 0	12N7-3B YB7L-B
<b>350 CCM</b>					
3 TA 350		6	16	016 012 008 310 0	B38-6A
<b>500 CCM</b>					
5 TA Twin		6	16	016 012 008 310 0	B38-6A
<b>600 CCM</b>					
TT 600	00	12	10	510 012 009 310 4	YTX12-BS
<b>750 CCM</b>					
Bonneville		12	9	509 014 008 310 4	12N9-4B-1 YB9-B
Daytona	91	12	14	514 011 014 310 4	12N14-3A YB14L-A2
Speed Triple	97	12	14	514 011 014 310 4	12N14-3A YB14L-A2
TSS 750		12	14	514 011 014 310 4	12N14-3A YB14L-A2
<b>900 CCM</b>					
Adventurer 900	96	12	14	514 011 014 310 4	12N14-3A YB14L-A2
Daytona	93	12	14	514 011 014 310 4	12N14-3A YB14L-A2
Legend TT	98	12	14	514 011 014 310 4	12N14-3A YB14L-A2
Saxon Triumph	95	12	14	514 011 014 310 4	12N14-3A YB14L-A2
Speed Triple	94 - 96	12	14	514 011 014 310 4	12N14-3A YB14L-A2
Sport Sprint	97	12	14	514 011 014 310 4	12N14-3A YB14L-A2
Tiger	93 - 98	12	14	514 011 014 310 4	12N14-3A YB14L-A2
Trident	91 - 98	12	14	514 011 014 310 4	12N14-3A YB14L-A2
<b>950 CCM</b>					
T 595	97	12	14	514 011 014 310 4	12N14-3A YB14L-A2
<b>955 CCM</b>					
Tiger	02	12	12	512 014 010 310 4	YTX14-BS
Daytona 955i	99	12	12	512 014 010 310 4	YTX14-BS




		V	Ah	ETN	JIS-Code
<b>TRIUMPH</b>					
<b>1000 - 1200 CCM</b>					
Daytona	91 - 98	12	14	514 011 014 310 4	12N14-3A YB14L-A2
<b>VELOCETTE</b>					
<b>350 CCM</b>					
Early Venson		6	16	016 012 008 310 0	B38-6A
<b>500 CCM</b>					
Early Venson		6	16	016 012 008 310 0	B38-6A
<b>YAMAHA</b>					
<b>50 CCM</b>					
Aerox	98	12	4	504 011 002 310 4	YB4L-B
Breeze		12	4	504 011 002 310 4	YB4L-B
BWs 50, Bump	99	12	4	504 011 002 310 4	YB4L-B
CA 50 Riva [Roller]	86	12	4	504 011 002 310 4	YB4L-B
CE 50 Riva [Jog] [Roller]	86 - 87	12	4	504 011 002 310 4	YB4L-B
CR 50	89 - 93	12	4	504 011 002 310 4	YB4L-B
CW 50	91 - 97	12	4	504 011 002 310 4	YB4L-B
CY 50	89 - 95	12	3	503 014 003 310 4	YT4L-BS
CY 50 Riva Jog [Roller]	92 - 94	12	4	504 011 002 310 4	YB4L-B
DT 50 R	89 - 97	12	3	503 012 001 310 0	YB3L-A
DT 50, E, M, MX, MXS		6	4	004 012 001 310 0	6N4B-2A 6N4B-2A-3
LB-2M Chappy	78 - 81	6	4	004 014 001 310 0	6N4-2A-2 6N4-2A-4 6N4-2A-7 6N4A-2A-4
SH 50	87 - 94	12	4	504 011 002 310 4	YB4L-B
YA 50, R, S, T		12	3	503 014 003 310 4	YT4L-BS
YB 50	98 - 98	6 12	4 3	004 013 001 310 0 503 902 004 310 4	6N4A-4D YT4B-BS
YM 50 Breeze	95 - 96	12	4	504 011 002 310 4	YB4L-B
Zest 50	93	12	4	504 011 002 310 4	YB4L-B

 **VARTA**

BY JOHNSON CONTROLS


<b>YAMAHA</b>		V	Ah	ETN	JIS-Code
<b>65 CCM</b>					
CW 65	94	12	4	504 011 002 310 4	YB4L-B
<b>80 CCM</b>					
CG 80 Z		12	4	504 011 002 310 4	YB4L-B
DT 80 LC, LC2	83 - 96	12	3	503 013 001 310 0	YB3L-B
FS 1DX 80	80	6	4	004 013 001 310 0	6N4A-4D
G7S	72	6	4	004 013 001 310 0	6N4A-4D
RD 80 LC	82	6	4	004 014 001 310 0	6N4-2A-2 6N4-2A-4 6N4-2A-7 6N4A-2A-4
RD 80 LC2	83 - 85	12	3	503 013 001 310 0	YB3L-B
RD 80 MX		6	4	004 012 001 310 0	6N4B-2A 6N4B-2A-3
SV 80	88 - 90	12	7	507 012 004 310 0	12N7-3B YB7L-B
TZR 80, D	91	12	3	503 014 003 310 4	YT4L-BS
YE 80 Zest	94 - 96	12	4	504 011 002 310 4	YB4L-B
<b>90 CCM</b>					
BW's 100	99	12	4	504 012 003 310 4	YTX5L-BS
CR90	91	12	4	504 011 002 310 4	YB4L-B
YA 90	93	12	3	503 014 003 310 4	YT4L-BS
<b>100 CCM</b>					
AG 100 E	93	6	4	004 014 001 310 0	6N4-2A-2 6N4-2A-4 6N4-2A-7 6N4A-2A-4
LS2	72	12	6	506 012 004 310 0	12N5.5A-3B
RS 100 T	95	6	4	004 013 001 310 0	6N4A-4D
RS 100, DX	79 - 81	6	4	004 014 001 310 0	6N4-2A-2 6N4-2A-4 6N4-2A-7 6N4A-2A-4
V 100, E	91	12	5	505 012 003 310 0	12N5-3B YB5L-B
YL 2C/CM	68	12	7	507 012 004 310 0	12N7-3B YB7L-B
YT 100 [Taiwan]	99	12	4	504 012 003 310 4	YTX5L-BS
<b>110 CCM</b>					
V 110, E	92	12	3	503 013 001 310 0	YB3L-B




<b>YAMAHA</b>		V	Ah	ETN	JIS-Code
<b>115 CCM</b>					
RT 115, RTX 115	93	6	4	004 014 001 310 0	6N4-2A-2 6N4-2A-4 6N4-2A-7 6N4A-2A-4
<b>125 CCM</b>					
AS2		12	6	506 012 004 310 0	12N5.5A-3B
BL 125 Beluga		12	7	507 101 008 310 0	GM7CZ-3D YB7C-A
DT 125 Enduro	74 - 81	12	7	507 012 004 310 0	12N7-3B YB7L-B
DT 125 LC	82	6	6	006 012 003 310 0	6N6-3B-1
DT 125 MX		6	6	006 011 003 310 0	6N6-3B
DT 125 R	91 - 94	12	3	503 013 001 310 0	YB3L-B
RD 125 LC	82	12	5	505 012 003 310 0	12N5-3B YB5L-B
RD 125, DX, S	75	12	6	506 012 004 310 0	12N5.5A-3B
RX 125	95	6	4	004 012 001 310 0	6N4B-2A 6N4B-2A-3
SR 125		12	7	507 012 004 310 0	12N7-3B YB7L-B
SV 125	90	12	14	514 011 014 310 4	12N14-3A YB14L-A2
TDR 125	93	12	4	504 012 003 310 4	YTX5L-BS
TTR 125E/LE Electric Start	03	12	3	503 014 003 310 4	YT4L-BS
TY 125		6	4	004 012 001 310 0	6N4B-2A 6N4B-2A-3
TZR 125, R		12	5	505 012 003 310 0	12N5-3B YB5L-B
XC 125 Cygnus	94 - 95	12	6	506 015 005 310 4	YTX7A-BS
XT 125	82 - 83	6	4	004 013 001 310 0	6N4A-4D
XV 125	97	12	11	511 012 009 310 0	12N10-3A 12N10-3A-1 12N10-3A-2 YB10L-A2
XVS 125	00	12	7	507 012 004 310 0	12N7-3B YB7L-B
YAS 1/C	68	12	6	506 011 004 310 0	12N5.5-3B
YT 125		6	4	004 013 001 310 0	6N4A-4D

 **VARTA**

BY JOHNSON CONTROLS


<b>YAMAHA</b>		V	Ah	ETN	JIS-Code
<b>135 CCM</b>					
RX 135 K		6	6	006 012 003 310 0	6N6-3B-1
RX 135 Z		12	5	505 012 003 310 0	12N5-3B YB5L-B
<b>150 CCM</b>					
CZ 150 R		12	11	511 013 009 310 0	12N10-3B YB10L-B YB10L-B2
RX 150	95	12	3	503 013 001 310 0	YB3L-B
<b>175 CCM</b>					
DT 175, B, MX	78 - 81	6	6	006 012 003 310 0	6N6-3B-1
<b>180 CCM</b>					
RT 180 G	95	6	6	006 012 003 310 0	6N6-3B-1
XC 180 Cygnus [Roller]	93	12	11	511 012 009 310 0	12N10-3A 12N10-3A-1 12N10-3A-2 YB10L-A2
XC 180, D, Z	83 - 85	12	11	511 013 009 310 0	12N10-3B YB10L-B YB10L-B2
<b>185 CCM</b>					
SR 185	81 - 82	12	7	507 012 004 310 0	12N7-3B YB7L-B
<b>200 CCM</b>					
AG 200 E, G	93 - 95	6	4	004 012 001 310 0	6N4B-2A 6N4B-2A-3
BW 200 E Big Wheel [Electric Start]	86 - 88	12	7	507 101 008 310 0	GM7CZ-3D YB7C-A
CS5	72	12	9	509 016 008 310 0	YB9L-A2
DT 200 RE	93	12	3	503 013 001 310 0	YB3L-B
TW 200 Trailway	87 - 03	12	7	507 101 008 310 0	GM7CZ-3D YB7C-A
XC 200 Riva, Z Riva	87 - 91	12	11	511 013 009 310 0	12N10-3B YB10L-B YB10L-B2
XT 200	82 - 83	6	4	004 013 001 310 0	6N4A-4D
YCS 1	68	12	9	509 016 008 310 0	YB9L-A2
<b>225 CCM</b>					
XT 225 Serow, E, EC, F, FG, G, GC	92 - 00	12	7	507 902 011 310 4	YTZ7S-BS




<b>YAMAHA</b>		V	Ah	ETN	JIS-Code
<b>250 CCM</b>					
TZR 250	00	12	3	503 903 004 310 4	YTR4A-BS
DS7	72	12	6	506 012 004 310 0	12N5.5A-3B
FZR 250 R		12	11	511 012 009 310 0	12N10-3A 12N10-3A-1 12N10-3A-2 YB10L-A2
R 25/2, R25/3	52	6	8	008 011 004 310 0	B49-6
RZ 250 R		12	5	505 012 003 310 0	12N5-3B YB5L-B
SR 250, SE	80 - 82	12	12	512 011 012 310 0	12N12A-4A-1 YB12A-A
SRV 250, G	93	12	6	506 015 005 310 4	YTX7A-BS
SRX 250	87	12	12	512 011 012 310 0	12N12A-4A-1 YB12A-A
TDR 250	88 - 90	12	5	505 012 003 310 0	12N5-3B YB5L-B
TZR 250	87 - 90	12	5	505 012 003 310 0	12N5-3B YB5L-B
WR 250 F	03	12	4	504 012 003 310 4	YTX5L-BS
XT 250	80 - 83	6	6	006 012 003 310 0	6N6-3B-1
XT 250	84	12	3	503 013 001 310 0	YB3L-B
XV 250 Series	89 - 03	12	11	511 012 009 310 0	12N10-3A 12N10-3A-1 12N10-3A-2 YB10L-A2
YD 250, S		12	14	514 011 014 310 4	12N14-3A YB14L-A2
YP 250 Majesty	00	12	7	507 901 012 310 4	YT7B-BS
<b>350 CCM</b>					
BW 350	87 - 88	12	12	512 012 012 310 0	YB12B-B2
R3	69	12	5	505 012 003 310 0	12N5-3B YB5L-B
RD 350, LC, LCF	80 - 85	12	6	506 011 004 310 0	12N5.5-3B
RZ 350	84 - 85	12	6	506 011 004 310 0	12N5.5-3B
XT 350, F, G, H, N	85 - 00	12	3	503 013 001 310 0	YB3L-B
YR2/C	68	12	6	506 011 004 310 0	12N5.5-3B

 **VARTA**

BY JOHNSON CONTROLS


<b>YAMAHA</b>		V	Ah	ETN	JIS-Code
<b>360 CCM</b>					
DT 360	74	6	4	004 012 001 310 0	6N4B-2A 6N4B-2A-3
XS 360-2	77	12	7	507 012 004 310 0	12N7-3B YB7L-B
<b>400 CCM</b>					
FZR 400 Exup SP		12	8	508 012 008 310 4	YTX9-BS
FZR 400, S	88 - 90	12	12	512 013 012 310 0	YB12AL-A YB12AL-A2
SRX 400		12	5	505 012 003 310 0	12N5-3B YB5L-B
XS 400 Series	78 - 90	12	12	512 011 012 310 0	12N12A-4A-1 YB12A-A
XV 400	95	12	12	512 013 012 310 0	YB12AL-A YB12AL-A2
<b>500 CCM</b>					
FXR 500	93	12	12	512 013 012 310 0	YB12AL-A YB12AL-A2
RD 500 LC	84 - 85	12	6	506 011 004 310 0	12N5.5-3B
SR500	78 - 81	12	7	507 012 004 310 0	12N7-3B YB7L-B
T-Max	00 - 02	12	9	509 902 008 310 4	YT9B-BS
XT 500	84	6	6	006 012 003 310 0	6N6-3B-1
XT 500 E	86 - 90	12	3	503 013 001 310 0	YB3L-B
XT 500 E	93 - 95	12	8	508 012 008 310 4	YTX9-BS
XV 500, SE, Virago	83	12	12	512 011 012 310 0	12N12A-4A-1 YB12A-A
<b>535 CCM</b>					
XV 535 Series	88 - 96	12	12	512 013 012 310 0	YB12AL-A YB12AL-A2
<b>550 CCM</b>					
XJ 550, R Seca	81 - 83	12	12	512 011 012 310 0	12N12A-4A-1 YB12A-A
XT 550	82 - 83	12	5	505 012 003 310 0	12N5-3B YB5L-B
XZ 550, R, S	82	12	14	514 011 014 310 4	12N14-3A YB14L-A2
<b>600 CCM</b>					
FJ 600	84 - 85	12	12	512 011 012 310 0	12N12A-4A-1 YB12A-A
FZ 600	86 - 88	12	12	512 011 012 310 0	12N12A-4A-1 YB12A-A
FZR 600 R	94 - 99	12	10	510 012 009 310 4	YTX12-BS




<b>YAMAHA</b>		V	Ah	ETN	JIS-Code
FZR 600 Series	89 - 94	12	12	512 013 012 310 0	YB12AL-A YB12AL-A2
FZS 600 Fazer	98	12	12	512 901 019 310 4	YT12B-BS
SRX 600, H, N	86 - 90	12	5	505 012 003 310 0	12N5-3B YB5L-B
XJ 600 Series	84 - 92	12	12	512 011 012 310 0	12N12A-4A-1 YB12A-A
XJ 600 Series	92 - 96	12	8	508 012 008 310 4	YTX9-BS
XT 600 E Series	90 - 95	12	8	508 012 008 310 4	YTX9-BS
XT 600 Series	84 - 89	12	5	505 012 003 310 0	12N5-3B YB5L-B
YX 600 Radian	86 - 90	12	12	512 011 012 310 0	12N12A-4A-1 YB12A-A
YZF 600 FGC, R, RG	95 - 03	12	10	510 012 009 310 4	YTX12-BS
YZF-R6	01 - 02	12	9	509 902 008 310 4	YT9B-BS
<b>650 CCM</b>					
TX 650	73	12	12	512 011 012 310 0	12N12A-4A-1 YB12A-A
TX 650	74	12	14	514 011 014 310 4	12N14-3A YB14L-A2
XJ 650 Series	80 - 83	12	12	512 011 012 310 0	12N12A-4A-1 YB12A-A
XS 650 Series	75 - 83	12	14	514 011 014 310 4	12N14-3A YB14L-A2
XS2	72	12	12	512 011 012 310 0	12N12A-4A-1 YB12A-A
XV 650 V-Star	98 - 03	12	12	512 901 019 310 4	YT12B-BS
XVS 650 Drag Star		12	12	512 901 019 310 4	YT12B-BS
<b>660 CCM</b>					
SZR 660	96	12	8	508 012 008 310 4	YTX9-BS
XTZ 660 Tenere	90 - 95	12	8	508 012 008 310 4	YTX9-BS
<b>700 CCM</b>					
FZ 700	87	12	14	514 011 014 310 4	12N14-3A YB14L-A2
FZX 700 Fazer	86 - 87	12	14	514 011 014 310 4	12N14-3A YB14L-A2
XJ 700 X, X Maxim	85 - 86	12	14	514 011 014 310 4	12N14-3A YB14L-A2

 **VARTA**

BY JOHNSON CONTROLS


<b>YAMAHA</b>		V	Ah	ETN	JIS-Code
XV 700 Virago, C, S	84 - 87	12	16	516 016 012 310 0	YB16AL-A2
<b>750 CCM</b>					
FX 750	92	12	14	514 011 014 310 4	12N14-3A YB14L-A2
FZ 750, P	85 - 94	12	14	514 011 014 310 4	12N14-3A YB14L-A2
FZR 750	87 - 91	12 12	14 8	514 011 014 310 4 508 012 008 310 4	12N14-3A YB14L-A2 YTX9-BS
FZX 750 Fazer	87 - 89	12	14	514 011 014 310 4	12N14-3A YB14L-A2
XJ 750 Series	81 - 83	12	14	514 011 014 310 4	12N14-3A YB14L-A2
XTZ 750 H, N	89 - 95	12	14	514 011 014 310 4	12N14-3A YB14L-A2
XV 750 Series	92 - 95	12	16	516 016 012 310 0	YB16AL-A2
YZF 750 R, R6, RF, RH, SP	93 - 98	12	10	510 012 009 310 4	YTX12-BS
YZF-R7, owo2	99	12	9	509 902 008 310 4	YT9B-BS
<b>850 CCM</b>					
TDM 850, H, N	94	12	10	510 012 009 310 4	YTX12-BS
TRX 850		12	10	510 012 009 310 4	YTX12-BS
XS 850	80 - 81	12	14	514 011 014 310 4	12N14-3A YB14L-A2
<b>900 CCM</b>					
XJ 900 S Diversion	95	12	12	512 014 010 310 4	YTX14-BS
XJ 900, F, R Seca	83	12	14	514 011 014 310 4	12N14-3A YB14L-A2
<b>920 CCM</b>					
XV 920 M Midnight Virago	83	12	20	520 012 020 310 0	Y50-N18L-A Y50-N18L-A2
XV 920 R Virago	81 - 83	12	20	520 012 020 310 0	Y50-N18L-A Y50-N18L-A2
XV 920 Virago	82	12	20	520 016 020 310 0	SY50-N18L-AT
<b>1000 CCM</b>					
FZR 1000 Series	87 - 90	12	14	514 011 014 310 4	12N14-3A YB14L-A2
FZR 1000 Series	91 - 95	12	12	512 014 010 310 4	YTX14-BS
FZS 1000 FZ1	01 - 03	12	12	512 903 013 310 4	YT14B-BS
GTS 1000	93 - 94	12	12	512 014 010 310 4	YTX14-BS




<b>YAMAHA</b>		V	Ah	ETN	JIS-Code
XV 1000 Series	81 - 88	12	20	520 012 020 310 0	Y50-N18L-A Y50-N18L-A2
YZF 1000 R	97 - 99	12	12	512 014 010 310 4	YTX14-BS
YZF-R1	99 - 03	12	12	512 901 019 310 4	YT12B-BS
<b>1100 CCM</b>					
FJ 1100	84 - 92	12	14	514 011 014 310 4	12N14-3A YB14L-A2
XJ 1100 Maxim	82	12	20	520 016 020 310 0	SY50-N18L-AT
XS 1100, L, S	80 - 81	12	20	520 012 020 310 0	Y50-N18L-A Y50-N18L-A2
XV 1100 G, GC	95	12	20	520 012 020 310 0	Y50-N18L-A Y50-N18L-A2
XV 1100, Virago	86 - 99	12	20	520 016 020 310 0	SY50-N18L-AT
XVS1100	99 - 03	12	12	512 903 013 310 4	YT14B-BS
<b>1200 CCM</b>					
FJ 1200	86 - 90	12	14	514 011 014 310 4	12N14-3A YB14L-A2
FJ 1200	91 - 93	12	12	512 014 010 310 4	YTX14-BS
VMX12 V-MAX	85 - 03	12	16	516 016 012 310 0	YB16AL-A2
VMX12F, FG	94	12	16	516 016 012 310 0	YB16AL-A2
XJR 1200	95	12	12	512 014 010 310 4	YTX14-BS
XV12 Venture/Royale	83 - 85	12	20	520 016 020 310 0	SY50-N18L-AT
XVZ 12 D, T	84 - 94	12	20	520 016 020 310 0	SY50-N18L-AT
<b>1300 CCM</b>					
XJR1300, SP	99 - 99	12	12	512 903 013 310 4	YT14B-BS
FJR 1300	03 - 03	12	12	512 903 013 310 4	YT14B-BS
V-MAX	85	12	16	516 016 012 310 0	YB16AL-A2
XV Z13 Royal Star / Venture	96 - 03	12	18	518 901 026 310 4	YTX20L-BS
XVT 13 Venture Royale	86 - 92	12	20	520 016 020 310 0	SY50-N18L-AT
XVZ 13 TD	88 - 91	12	20	520 016 020 310 0	SY50-N18L-AT
XVZ 13 Venture / Royal	86 - 93	12	20	520 016 020 310 0	SY50-N18L-AT
XVZ 1300 AT Tour Classic	99	12	18	518 901 026 310 4	YTX20L-BS

 **VARTA**

BY JOHNSON CONTROLS


<b>YAMAHA</b>		V	Ah	ETN	JIS-Code
XVZ 1300 Royal Star	96	12	18	518 901 026 310 4	YTX20L-BS
<b>1600 CCM</b>					
XV 1600 A Wild Star	00	12	18	518 901 026 310 4	YTX20L-BS
XV 1600 Road Star	99 - 03	12	18	518 901 026 310 4	YTX20L-BS
<b>1700 CCM</b>					
XV 1700 Road Star Warrior	02	12	12	512 903 013 310 4	YT14B-BS
<b>ZUENDAPP</b>					
<b>125 CCM</b>					
GS 125, KS 125		6	12	012 014 008 310 0	6N11A-3A
<b>175 CCM</b>					
KS 175		6	12	012 014 008 310 0	6N11A-3A
<b>80 CCM</b>					
KS 80 Super		12	9	509 015 008 310 0	12N9-3B YB9L-B




		V	Ah	ETN	JIS-Code
<b>AEON</b>					
<b>50 CCM</b>					
Cobra 50		12	3	503 014 003 310 4	YT4L-BS
<b>90 CCM</b>					
Cobra 90		12	3	503 014 003 310 4	YT4L-BS
<b>100 CCM</b>					
Cobra 100		12	3	503 014 003 310 4	YT4L-BS
<b>AQUA-Jet CO.</b>					
SX1	89 - 91	12	19	519 012 019 310 0	YB16-B
<b>ARCTIC CAT</b>					
500	93 - 93	12	12	512 014 010 310 4	YTX14-BS
500	94 - 99	12	14	514 012 014 310 0	YB14-A2
Carburetor 500	91 - 01	12	18	518 400 018 310 0	
EFI 500	91 - 01	12	20	520 012 020 310 0	Y50-N18L-A Y50-N18L-A2
EFI 500	94 - 01	12	8	508 013 008 310 0	YB7-A
<b>ARIENS/GRAVELY CO.</b>					
1332, 1330, 8028, 8530		12	14	514 012 014 310 0	YB14-A2
901000, 912000, 925000, 927000		12	12	512 011 012 310 0	12N12A-4A-1 YB12A-A
<b>BOMBARDIER</b>					
<b>SEA-DOO CCM</b>					
All models		12	19	519 014 018 310 0	
<b>50 CCM</b>					
DS 50	02 - 03	12	3	503 014 003 310 4	YT4L-BS
<b>90 CCM</b>					
DS 90	02 - 03	12	3	503 014 003 310 4	YT4L-BS

 **VARTA**

BY JOHNSON CONTROLS


		V	Ah	ETN	JIS-Code
<b>BOMBARDIER</b>					
<b>400 CCM</b>					
Outlander Max 400 (21 kW)		12	18	518 901 026 310 4	YTX20L-BS
Outlander Max 400 XT	04 - 04	12	18	518 901 026 310 4	YTX20L-BS
<b>CANNONDALE</b>					
<b>400 CCM</b>					
FX 400	01	12	8	508 012 008 310 4	YTX9-BS
<b>440 CCM</b>					
Blaze 440	02 - 03	12	8	508 012 008 310 4	YTX9-BS
<b>CARTER BROTHERS</b>					
EZ-502, EZ-502C, EZ-702, EZ-702C		12	12	512 011 012 310 0	12N12A-4A-1 YB12A-A
<b>CASE INTERNATIONAL</b>					
M80		12	12	512 011 012 310 0	12N12A-4A-1 YB12A-A
<b>DRR</b>					
<b>ALL CCM</b>					
All Models		12	3	503 014 003 310 4	YT4L-BS
<b>E - TON</b>					
CXL 150 Yukon II	02 - 03	12	8	508 012 008 310 4	YTX9-BS
DXL 90 Sierra	99 - 03	12	4	504 012 003 310 4	YTX5L-BS
YXL 150 Yukon	00 - 03	12	8	508 012 008 310 4	YTX9-BS
<b>50 CCM</b>					
AXL, TXL, NXL, RXL 50	99 - 03	12	3	503 014 003 310 4	YT4L-BS




		V	Ah	ETN	JIS-Code
<b>E - TON</b>					
<b>90 CCM</b>					
AXL, TXL, NXL, RXL 90	00 - 03	12	4	504 012 003 310 4	YTX5L-BS
<b>FAZER</b>					
All Models	88 - 89	12	19	519 012 019 310 0	YB16-B
<b>GARDEN WAY</b>					
Pony	96	12	12	512 011 012 310 0	12N12A-4A-1 YB12A-A
<b>GENERAL POWER</b>					
3-725 E7-E9		12	12	512 011 012 310 0	12N12A-4A-1 YB12A-A
<b>HONDA</b>					
<b>125 CCM</b>					
ATC 125 M	86 - 87	12	10	510 012 009 310 4	YTX12-BS
TRX 125 Fourtrax	87 - 88	12	8	508 012 008 310 4	YTX9-BS
<b>200 CCM</b>					
TRX 200 Fourtrax	90 - 96	12	10	510 012 009 310 4	YTX12-BS
TRX 200 SX Fourtrax	86 - 88	12	10	510 012 009 310 4	YTX12-BS
<b>250 CCM</b>					
ATC 250 ES Big Red	85 - 87	12	10	510 012 009 310 4	YTX12-BS
TRX 250 EX, Sportrax	01 - 03	12	8	508 012 008 310 4	YTX9-BS
TRX 250 Recon, ES	97 - 03	12	10	510 012 009 310 4	YTX12-BS

 **VARTA**

BY JOHNSON CONTROLS


<b>HONDA</b>		V	Ah	ETN	JIS-Code
<b>300 CCM</b>					
TRX 300 EX, Sportrax	93 - 03	12	8	508 012 008 310 4	YTX9-BS
TRX 300 Fourtrax	92 - 00	12	12	512 014 010 310 4	YTX14-BS
TRX 300 FW Fourtrax 4x4	88 - 00	12	12	512 014 010 310 4	YTX14-BS
<b>350 CCM</b>					
FL 350 R Odyssey	85 - 85	12	10	510 012 009 310 4	YTX12-BS
TRX 350 D Fourtrax 4x4	86 - 89	12	12	512 014 010 310 4	YTX14-BS
TRX 350 Rancher	00 - 04	12	12	512 014 010 310 4	YTX14-BS
<b>400 CCM</b>					
FL 400 R Pilot	89 - 90	12	12	512 014 010 310 4	YTX14-BS
TRX 400 EX, Sportrax	99 - 03	12	8	508 012 008 310 4	YTX9-BS
TRX 400 FW Foreman	95 - 03	12	12	512 014 010 310 4	YTX14-BS
<b>450 CCM</b>					
TRX 450 Fourtrax Foreman S, ES	98 - 04	12	12	512 014 010 310 4	YTX14-BS
<b>500 CCM</b>					
TRX 500 FA Fourtrax Rubicon	01 - 04	12	12	512 014 010 310 4	YTX14-BS
<b>650 CCM</b>					
TRX 650 FA Fourtrax Rubicon	03 - 04	12	12	512 014 010 310 4	YTX14-BS
<b>1235 CCM</b>					
AquaTrax F-12X, F-12	02 - 03	12	18	518 903 020 310 2	CP18-12
AquaTrax R-12X, R-12	03 - 04	12	18	518 903 020 310 2	CP18-12
<b>HUFFMAN</b>					
H-270		12	12	512 011 012 310 0	12N12A-4A-1 YB12A-A




		V	Ah	ETN	JIS-Code
<b>HULL INDUSTRIES</b>					
TC30ER		12	19	519 012 019 310 0	YB16-B
<b>JOHN DEERE</b>					
All Models		12	24	524 101 020 310 0	12N24-4
<b>KASEA</b>					
<b>50 CCM</b>					
50 Mini Skyhawk		12	4	504 012 003 310 4	YTX5L-BS
<b>65 CCM</b>					
65 KS, KU Modelle		12	6	506 015 005 310 4	YTX7A-BS
<b>90 CCM</b>					
90 KS, KU Modelle		12	4	504 012 003 310 4	YTX5L-BS
90 Skyhawk		12	6	506 015 005 310 4	YTX7A-BS
<b>125 CCM</b>					
125 KS, KU Modelle		12	6	506 015 005 310 4	YTX7A-BS
<b>150 CCM</b>					
150 Skyhawk, Adventure		12	6	506 015 005 310 4	YTX7A-BS
<b>170 CCM</b>					
170 Skyhawk		12	6	506 015 005 310 4	YTX7A-BS
<b>250 CCM</b>					
250 Skyhawk		12	6	506 015 005 310 4	YTX7A-BS
<b>KAWASAKI</b>					
KLF 110 B Mojave	87 - 88	12	9	509 016 008 310 0	YB9L-A2
KLF 185 A Bayou	85 - 88	12	11	511 013 009 310 0	12N10-3B YB10L-B YB10L-B2
KLT 200 A, C	81 - 84	12	11	511 013 009 310 0	12N10-3B YB10L-B YB10L-B2

 **VARTA**

BY JOHNSON CONTROLS


<b>KAWASAKI</b>		V	Ah	ETN	JIS-Code
KLT 200 B, C	83	12	12	512 011 012 310 0	12N12A-4A-1 YB12A-A
KLT 250 A	82 - 83	12	12	512 011 012 310 0	12N12A-4A-1 YB12A-A
KLT 250 C Prairie	84 - 85	12	11	511 013 009 310 0	12N10-3B YB10L-B YB10L-B2
KSF 400 A	03	12	8	508 012 008 310 4	YTX9-BS
KSF 80 A	03	12	4	504 012 003 310 4	YTX5L-BS
KV 400 C Prairie 400 4x4	99 - 02	12	12	512 014 010 310 4	YTX14-BS
KV 400 D Prairie 400 4x4	99 - 01	12	12	512 014 010 310 4	YTX14-BS
SS 440 B LTD 440	81 - 82	12	20	520 012 020 310 0	Y50-N18L-A Y50-N18L-A2
ST 440 A Invader	80	12	20	520 012 020 310 0	Y50-N18L-A Y50-N18L-A2
<b>250 CCM</b>					
KLT 250-A	82 - 83	12	12	512 011 012 310 0	12N12A-4A-1 YB12A-A
<b>620 CCM</b>					
KAF 620	03	12	18	518 901 026 310 4	YTX20L-BS
<b>750 CCM</b>					
JH750 ST	96 - 96	12	18	518 901 026 310 4	YTX20L-BS
JH750 STS	96 - 98	12	18	518 901 026 310 4	YTX20L-BS
JH750 Sxi	95 - 02	12	18	518 901 026 310 4	YTX20L-BS
JH750 Zxi	95 - 97	12	18	518 901 026 310 4	YTX20L-BS
<b>800 CCM</b>					
JS800 SX-R	03 - 04	12	18	518 901 026 310 4	YTX20L-BS
<b>900 CCM</b>					
JH900 Zxi	95 - 97	12	18	518 901 026 310 4	YTX20L-BS
JT900 STS	97 - 04	12	18	518 901 026 310 4	YTX20L-BS
<b>1100 CCM</b>					
JH1100-B Ultra	01 - 04	12	18	518 901 026 310 4	YTX20L-BS
JT1100 Zxi	96 - 03	12	18	518 901 026 310 4	YTX20L-BS
JT1100STX	97 - 03	12	18	518 901 026 310 4	YTX20L-BS
<b>1200 CCM</b>					
JH1200-A	99 - 04	12	18	518 901 026 310 4	YTX20L-BS
JT1200-A STX-R	02 - 04	12	18	518 901 026 310 4	YTX20L-BS
<b>1500 CCM</b>					
JT1500-C STX-15F	04 - 04	12	18	518 901 026 310 4	YTX20L-BS




		V	Ah	ETN	JIS-Code
<b>MTD Products</b>					
300,400,500,600 Serie		12	12	512 014 010 310 4	YTX14-BS
395,760	81	12	12	512 014 010 310 4	YTX14-BS
700		12	20	520 012 020 310 0	Y50-N18L-A Y50-N18L-A2
<b>MURRAY</b>					
All Models		12	24	524 101 020 310 0	12N24-4
<b>NOMA</b>					
321050, 321051, 321052, 321053, 321054		12	12	512 014 010 310 4	YTX14-BS
<b>PANDA MOTOR SPORTS</b>					
<b>50 CCM</b>					
KD 50		12	8	508 013 008 310 0	YB7-A
<b>80 CCM</b>					
KD 80		12	8	508 013 008 310 0	YB7-A
<b>125 CCM</b>					
KD 125		12	8	508 013 008 310 0	YB7-A
<b>POLARIS</b>					
Indy 500 Classic	90 - 99	12	14	514 012 014 310 0	YB14-A2
Indy Lite Deluxe	92 - 99	12	14	514 012 014 310 0	YB14-A2
Indy RXL/SKS	95 - 99	12	14	514 012 014 310 0	YB14-A2
Indy 500 Classic [Kick-Starter]	86 - 96	12	20	520 012 020 310 0	Y50-N18L-A Y50-N18L-A2

 **VARTA**

BY JOHNSON CONTROLS


		V	Ah	ETN	JIS-Code
<b>POLARIS</b>					
Indy Trail Deluxe	90 - 96	12	20	520 012 020 310 0	Y50-N18L-A Y50-N18L-A2
Indy Trail ES	89 - 96	12	20	520 012 020 310 0	Y50-N18L-A Y50-N18L-A2
Predator 90	03	12	4	504 012 003 310 4	YTX5L-BS
<b>90 CCM</b>					
Scrambler 90	01 - 02	12	3	503 014 003 310 4	YT4L-BS
<b>500 CCM</b>					
ATP 500 (25 kW)		12	8	508 012 008 310 4	YTX9-BS
<b>SEARS</b>					
502.256.135-137		12	19	519 011 019 310 0	YB16L-B
<b>SNAPPER</b>					
all models		12	3	503 014 003 310 4	YT4L-BS
<b>SUZUKI</b>					
LT 230 E Quad Runner	88 - 93	12	10	510 012 009 310 4	YTX12-BS
LT A 500 F Quad Master	00 - 01	12	14	514 901 022 310 4	YTX16-BS-1
LT A 500 F Vinson 4 WD	02 - 03	12	14	514 902 022 310 4	YTX16-BS
LT F 400 Eiger 2WD	02 - 03	12	12	512 014 010 310 4	YTX14-BS
LT F 500 F Quad Runner	98 - 03	12	14	514 901 022 310 4	YTX16-BS-1
<b>80 CCM</b>					
QuadSport 80		12	4	504 012 003 310 4	YTX5L-BS
<b>250 CCM</b>					
LTZ 250 (13 kW)		12	10	510 012 009 310 4	YTX12-BS
LT Z 250 EF Quad Runner	04 - 04	12	10	510 012 009 310 4	YTX12-BS
<b>400 CCM</b>					
Eiger 400 4x4 (15 kW)		12	8	508 012 008 310 4	YTX9-BS




<b>TORO</b>		V	Ah	ETN	JIS-Code
All Models		12	24	524 101 020 310 0	12N24-4
<b>ULTRANAUTICS</b>					
<b>800 CCM</b>					
Jet Star 1250	88 - 90	12	25	525 015 022 310 0	Y60-N24L-A
Jet Star 1260	91	12	25	525 015 022 310 0	Y60-N24L-A
Sea Flash	89	12	25	525 015 022 310 0	Y60-N24L-A
Wet Bike	87	12	25	525 015 022 310 0	Y60-N24L-A
<b>WESTERN INT'L.(DYNAMARK)</b>					
320800,328000,361		12	12	512 014 010 310 4	YTX14-BS
<b>WHITE OUTDOOR</b>					
FST-16		12	20	520 012 020 310 0	Y50-N18L-A Y50-N18L-A2
<b>YAMAHA</b>					
CF 300 Inviter	86 - 90	12	16	516 016 012 310 0	YB16AL-A2
ET 340 E Enticer	79	12	20	520 012 020 310 0	Y50-N18L-A Y50-N18L-A2
EX 570 E Exciter	88 - 90	12	16	516 016 012 310 0	YB16AL-A2
EX 570 E Exciter II LE	91 - 93	12	16	516 016 012 310 0	YB16AL-A2
PZ 480 E Phazer II LE, SS	90 - 98	12	12	512 014 010 310 4	YTX14-BS
PZ 500 DX Phazer 500 Deluxe	01	12	16	516 016 012 310 0	YB16AL-A2
RX 1000R RX	03	12	18	518 901 026 310 4	YTX20L-BS

 **VARTA**

BY JOHNSON CONTROLS

<b>YAMAHA</b>		V	Ah	ETN	JIS-Code
SV 80 E Sno-Sport	88 - 90	12	7	507 012 004 310 0	12N7-3B YB7L-B
SXV 700 ER SX Viper Er	02 - 03	12	20	520 012 020 310 0	Y50-N18L-A Y50-N18L-A2
VK 540 E, II, III	89 - 03	12	16	516 016 012 310 0	YB16AL-A2
VT 500 Venture 500	97 - 01	12	16	516 016 012 310 0	YB16AL-A2
VT 500 Venture 500 XL	99 - 00	12	16	516 016 012 310 0	YB16AL-A2
VT 600 Venture 600	97 - 98	12	16	516 016 012 310 0	YB16AL-A2
VT 600 Venture 600	99 - 03	12	20	520 012 020 310 0	Y50-N18L-A Y50-N18L-A2
VT 700 Venture 700	98 - 03	12	20	520 012 020 310 0	Y50-N18L-A Y50-N18L-A2
VX 500 E Vmax	94 - 01	12	16	516 016 012 310 0	YB16AL-A2
VX 600 DX Vmax 600 Deluxe	99 - 01	12	20	520 012 020 310 0	Y50-N18L-A Y50-N18L-A2
VX 600 E/DX Vmax 600 LE/DX	94 - 96	12	16	516 016 012 310 0	YB16AL-A2
VX 700 DX Vmax 700 Deluxe	99 - 00	12	20	520 012 020 310 0	Y50-N18L-A Y50-N18L-A2
VX 700 ER Vmax 700 ER	01 - 02	12	20	520 012 020 310 0	Y50-N18L-A Y50-N18L-A2
VX 700 XTCD Vmax 700 XTC Deluxe	98	12	20	520 012 020 310 0	Y50-N18L-A Y50-N18L-A2
XL 540 XLV	85 - 90	12	16	516 016 012 310 0	YB16AL-A2
YFM 400 FW Kodiak/Automatic	96 - 02	12	18	518 901 026 310 4	YTX20L-BS
YFM 400 N Big Bear 2WD	00 - 03	12	18	518 901 026 310 4	YTX20L-BS
YFM 600 FW Grizzly	98 - 01	12	18	518 901 026 310 4	YTX20L-BS
YFM 660 FW Grizzly	02 - 03	12	18	518 901 026 310 4	YTX20L-BS
YFM 660 R Raptor	02 - 03	12	12	512 014 010 310 4	YTX14-BS
<b>400 CCM</b>					
YFM 400 FW Big Bear Pro (20 kW)	00 - 03	12	18	518 901 026 310 4	YTX20L-BS
<b>500 CCM</b>					
VX500ER	99	12	20	520 012 020 310 0	Y50-N18L-A Y50-N18L-A2



		V	Ah	ETN	JIS-Code
<b>YAMAHA</b>					
<b>600 CCM</b>					
VX 600 Ovation	96 - 97	12	16	516 016 012 310 0	YB16AL-A2
<b>660 CCM</b>					
YFM 660 FWA Grizzly (30 kW)	02 - 03	12	18	518 901 026 310 4	YTX20L-BS
<b>700 CCM</b>					
VX 700 Ovation	96	12	16	516 016 012 310 0	YB16AL-A2
<b>YARD MAN, INC.</b>					
<b>Beetle</b>					
		12	12	512 014 010 310 4	YTX14-BS



BY JOHNSON CONTROLS